



Mundus imaginabilis.

Vmbra
Terræ
Vmbra Aquæ
Vmbra Aeris grossi
Vmbra Aeris tenuis
Vmbra Ignis

Mundus sensibilis.

Terra
Aer tenuis
Aer grossus
Ignis
Lux
Sensitivus

Mundi elementa & elementata
sicut Sentientia
propterea sunt
Sensitiva
Hic Anima
emre videtur
Mundi elementa
totu & elementatoru
imagines capiens.

Mens.
Intellectus
Ratio
Cognitiva
Hic Anima est
Estimativa
Vermis

mind led

LED. Philosophy

Tactus.

Visus
Odoratus
Gustus.

Auditus.

Memorativa

Prima medulla





Est enim



Et haec visus fundatur in parte
Cerebri parte et in

mind led

L.E.D. Philosophy



Mindled

L.E.D. Philosophy

Axo Light srl

Team manager
Roberto Gabbin

Technical supervisor
Alberto Gatti

Art director
Lorenzo Truant

Coordination and editing
Fabrizio Cettina

Graphic design
+ fortuna / studio cheste
Paola Fortuna /
Peppe Clemente

with
Elisabetta Cassin
Elisa Miorin
Gloria Zanotti
Isabella Zegna

Photo credits
Florindo Romandini


Photolitho
Fotolito Quattrifoglio

Printed
Graficart Arti Grafiche s.r.l.

Furniture
Sagax Padova

4	TYPOLOGICAL INDEX
6	ALPHABETICAL INDEX
10	INTRO
12	INDOOR
14	DECO
14	WALL
56	CEILING
76	SUSPENSION
98	TABLE
102	TECH
102	SPOTLIGHT
112	RECESSED DOWNLIGHT
134	OUTDOOR
136	DECO
136	WALL
154	TECH
154	RECESSED DOWNLIGHT
158	IN-GROUND LUMINAIRE
166	ACCESSORIES
182	LEGEND

**INDOOR
DECO**



WALL



16 Momus & Momus mini

20 Favilla

22 Favilla recessed

24 Rythmos



28 Rythmos head

32 Stilla

34 Virtus

38 Voluptas switch




40 Voluptas arm

42 Voluptas

44 Cyma

46 Sinus




48 Sol


50 Fragmenta

52 Asperitas

54 Dia



CEILING



58 Sol

60 Stilla

64 Virtus

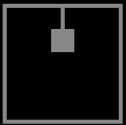
68 Voluptas & Voluptas 140



70 Voluptas 4-140

72 Favilla

74 Favilla recessed



SUSPENSION



78 Favilla

82 Rythmos

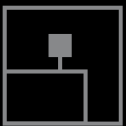
86 Sinus

88 Sol




90 Stilla

94 Virtus




TABLE



100 Voluptas

**INDOOR
TECH**



SPOTLIGHT




104 Favilla



106 Favilla recessed



108 Leon 15 & Leon 26 & Leon 42



RECESSED DOWNLIGHT



114 Picus



114 Picus II



116 Politianus



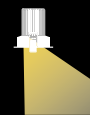
118 Telesius 40 & Telesius 20



120 Delminio 40 & Delminio 20



122 Landinus




124 Stellatus



126 Aldus



128 Ficus 1




130 Ficus 2



132 Ficus 3

**OUTDOOR
DECO**



WALL



138 Cyma



140 Sinus



142 Sol



144 Adamas 8



146 Adamas 4



148 Fragmenta




150 Asperitas



152 Dia

**OUTDOOR
TECH**




RECESSED DOWNLIGHT



156 Picus



156 Picus II



IN-GROUND LUMINAIRE



160 Pontanus




162 Pleton 40 & Pleton 20



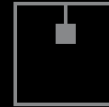
164 Poggio



WALL



CEILING



SUSPENSION

Adamas 4



146

Adamas 8



144

Aldus 30 W



Asperitas

52, 150

Cyma



44, 138

Delminio 40 – Delminio 20 6 W



Dia

54, 152

Favilla



20, 22



72, 74



78

Ficinus 1 6 W

Ficinus 2 12 W

Ficinus 3 18 W

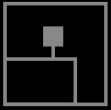
Fragmenta



50, 148

Landinus 13 W

Leon 15 & Leon 26 & Leon 42



TABLE



SPOTLIGHT



RECESSED DOWNLIGHT



IN-GROUND



126



120



104, 106



128



130




132




122



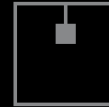
108



WALL



CEILING



SUSPENSION

Momus & Momus mini



16

Picus & Picus II 1 W

Pleton 40 & Pleton 20 4 W

Poggio 9 W

Politianus 3 W

Pontanus 3 W

Rythmos



24, 28



82

Sinus



46, 140



86

Sol



48, 142



58



88

Stellatus 13 / 15 W


Stilla



32



60



90

Telesius 40 & Telesius 20 6 / 7 W

Virtus



34



64



94

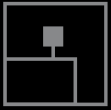
Voluptas




38, 40, 42




68, 70



TABLE



SPOTLIGHT



RECESSED DOWNLIGHT



IN-GROUND



114, 156



162



164



116



160



124



118



100

mindLed

L.E.D. Philosophy

The human mind is able to invent an infinite number of things using language as its interpreter, but the hand is the best tool to skillfully build what the mind creates: this is the conceptual backdrop to the L.E.D. product range by Axo Light.

The term mind-led – something that is meditated upon and thought over – indicates a series of meanings that suggest a technical and scientific approach to L.E.D. lighting, with a range of solutions that can meet the most diverse functional needs. The range has 13 “Deco” collections and 12 “Tech” collections, both for indoors and outdoors, with different colour shades, beams, finishings and numerous types of appliances. Nevertheless, the range does not use form purely for the sake of function, but has an emotional content that gives added value and stands out in the high-tech lighting field.

In short, Mind-led is a blend of technical and poetic: the former focuses on function and performance, while the latter emphasizes representation and its direction towards a transfiguration of form. Our aim is to offer lighting that can create emotions without becoming pure formalism, giving form to a meaning that is coherent with function but, at the same time, transcending it to communicate other values that the user can turn into his/her own. The Mind-led brand represents all this and is a sinuous “L.E.D. power track”, as well as a kind of uncial script – the writing par excellence of illuminated codexes – synonymous with manual skill, tradition and poetry, which brings us back to the initial Ficinian citation.

As the title L.E.D. Philosophy suggests, Axo Light offers its own philosophy, a reflection in which the needs of high-tech lighting is combined with formal research in the architectural field, all guided by the general idea of “thinking differently”. The reference to the concept of Italian Humanism, the cradle of the Renaissance, underlines the particularly Italian spirit that others envy us for and that shows, once again, the source of “the ideas that mold us”.

Davvero la mente umana è capace di inventare un numero infinito di cose usando il linguaggio, e sua degna interprete, la mano, è lo strumento appropriato per costruire ingegnosamente innumerevoli opere mirabili: è questo il sottofondo concettuale che guida la linea di prodotti a L.E.D. di Axo Light.

Il termine Mind-led significa “condotto dalla mente”, meditato, pensato, ed indica una serie di significati che suggeriscono un approccio tecnico-scientifico all’illuminazione a L.E.D. con una offerta di soluzioni atte a risolvere le più disparate esigenze funzionali. La Linea infatti offre 13 collezioni “Deco” e 12 collezioni “Tech” sia indoor che outdoor, con differenti temperature di colore, differenti fasci luminosi, diverse finiture e numerose tipologie di apparecchi. Ciononostante la proposta si profila in uno spazio dove la forma non segue solo una funzione pura, ma si avvale di un contenuto emozionale che determina un plusvalore che permette di distinguersi nel panorama illuminotecnico.

In sintesi Mind-led è una fusione tra il tecnico ed il poetico: il primo termine dà valore alla funzione e alle performances, mentre il secondo sottolinea la rappresentazione e lo slancio verso una trasfigurazione della forma.

Nostro obiettivo è quello di proporre oggetti luminosi che possano creare emozioni senza che ciò diventi puro formalismo, assegnando alla forma un significato coerente con la funzione ma che al contempo la trascenda in modo da comunicare ulteriori valori che l’utente potrà fare propri. Lo stesso marchio Mind-led si fa carico di rappresentare ciò offrendosi come una sinuosa “pista di power L.E.D.” ed allo stesso tempo come una scrittura onciale che fu la scrittura per eccellenza dei codici miniati, sinonimo di manualità, tradizione e Poesia che si riconnettono al richiamo della citazione iniziale Ficiniana.

Come suggerisce l’headline, L.E.D. Philosophy, Axo Light propone una sua filosofia, una propria riflessione nella quale le esigenze illuminotecniche si armonizzano con una ricerca formale nel settore architettuale, il tutto guidato dall’idea generale di “pensare nella differenza”. Il riferimento del concept all’Umanesimo Italiano, culla del Rinascimento, sottolinea quella Italianità che ci è tuttora invidiata e che mostra, ancora una volta, la provenienza delle “idee formanti”.

Verum mens hominis infinitarum distincta
rumque inventrix rerum usu sermonis
innumerabilis suffulta est,
quasi quodam digno eius interprete,
manibus quoque munita tamquam aptissimis
instrumentis ad inventa mentis innumerabilia
fabricanda.

Marsilio Ficino (Theologica platonica, 1476)



The background consists of several overlapping, semi-transparent geometric shapes. A large, bright yellow triangle is the central focus, pointing downwards. It is surrounded by other yellow shapes of varying sizes and orientations, some of which are semi-transparent, creating a layered effect. To the right, there are several grey shapes, including a large triangle pointing upwards and a diamond shape, also semi-transparent. The overall composition is abstract and modern.

INDOOR



INDOOR DECO WALL

16	momus & momus mini
20	favilla
22	favilla recessed
24	rythmos
28	rythmos head
32	stilla
34	virtus
38	voluptas switch
40	voluptas arm
42	voluptas
44	cyma
46	sinus
48	sol
50	fragmenta
52	asperitas
54	dia

MOMUS & MOMUS MINI WALL LAMP

9 W / IP 20 / CRI>85 / PSU included
2.8 W / IP 20 / CRI>85 / PSU included



design
Manuel Vivian

Cast aluminium wall light painted wrinkled white RAL 9016. High Power LED 6 x 1.5W or Mid Power 14 x 0.2W light source.

Applique en fonte d'aluminium peinte blanc RAL 9016 rugueux avec source lumineuse High Power LED 6 x 1,5W ou Mid Power 14 x 0,2W.

Arandela de parede em alumínio fundido envernizado branco RAL 9016 enrugado com fonte de luz High Power LED 6 x 1,5w ou então Mid Power 14 x 0,2W.

Lampada a parete in alluminio in fusione verniciato bianco RAL 9016 raggrinzato con fonte luminosa High Power LED 6 x 1,5W oppure Mid Power 14 x 0,2W.

Wandleuchte aus Aluminiumguss weiß RAL 9016 rauh lackiert geschumpft mit Lichtquelle High Power LED 6 x 1,5W oder Mid Power 14 x 0,2W.

Lámpara de pared de aluminio fundido pintado de color blanco RAL 9016, acabado rugoso, con fuente de luz High Power LED 6 x 1,5W o bien Mid Power 14 x 0,2W.

Настенный светильник из литого алюминия, окрашенного в белый цвет RAL 9016, фактурное покрытие, источник света: Светодиоды высокой мощности 6 x 1,5 Вт или средней мощности 14 x 0,2 Вт.

MOMUS / 9 W / IP 20 / CRI>85 / PSU included


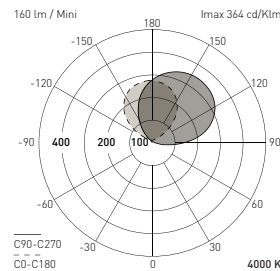
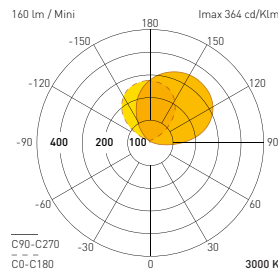
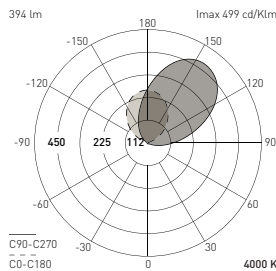
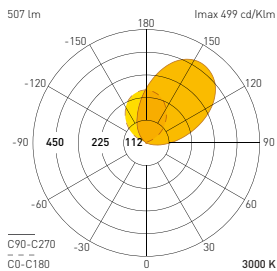
Zone	Type	Article	System compatibility	Finish	LED colour temperature	Beam options
E	1	102	0	06 white 9016 wrinkled	1 3000 K 3 4000 K	4 diffused

MOMUS MINI / 2.8 W / IP 20 / CRI>85 / PSU included

Zone	Type	Article	System compatibility	Finish	LED colour temperature	Beam options
E	1	103	0	06 white 9016 wrinkled	1 3000 K 3 4000 K	4 diffused

CE Intertek LED TEC DRIVER INCLUDED IP20 ADA RoHS

example composition code | E | 1 | 102 | 0 | 06 | 1 | 4









FAVILLA WALL LAMP

9 W / IP 20 / CRI>80 / PSU included



See also

p. 22

72
74

78

104
106



design
Manuel Vivian

Adjustable wall or ceiling light or spotlight in cast aluminium painted matt black or matt white RAL 9016. High Power LED 1 x 9W light source.

Applique ou plafonnier ou spot en fonte d'aluminium peinte noir opaque ou peinte blanc RAL 9016 opaque orientable. Source lumineuse High Power LED 1 x 9W.

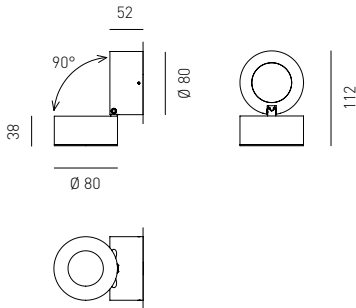
Luminaria pendente de parede e teto o projetor em alumínio fundido envernizado preto opaco ou então envernizado branco RAL 9016 opaco direcionável. Fonte de luz High Power LED 1 x 9W.

Lampada a parete o a soffitto o proiettore in alluminio in fusione verniciato nero opaco oppure bianco RAL 9016 opaco orientabile. Fonte luminosa High Power LED 1 x 9W.

Decken- oder Wandleuchte oder Strahler aus Aluminiumguss schwarz matt oder weiß matt RAL 9016 lackiert, ausrichtbar. Lichtquelle High Power LED 1 x 9W.

Lámpara de pared o de techo o proyector de aluminio fundido pintado de color negro mate o bien pintado de color blanco RAL 9016, orientable. Fuente de luz High Power LED 1 x 9W.

Настенный, потолочный светильник или прожектор из литого алюминия, окрашенного черной матовой краской или в матовый белый цвет RAL 9016, поворачиваемый. Источник света: мощный светодиод 1 x 9 Вт.

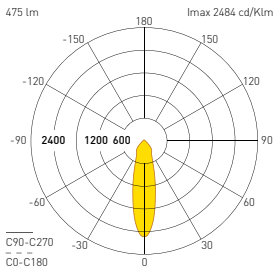


FAVILLA / 9 W / IP 20 / CRI >80 / PSU included

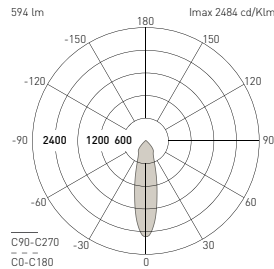
Zone	Type	Article	System compatibility	Finish	LED colour temperature	Beam options
E	6	105	0	04 black matt	1 3000 K	1 24°
			6	07 white 9016 matt	3 4000 K	3 50°



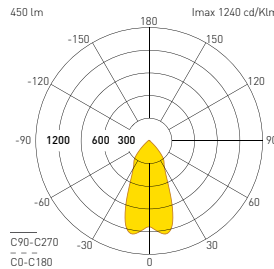
example composition code | E | 6 | 105 | 0 | 04 | 1 | 1



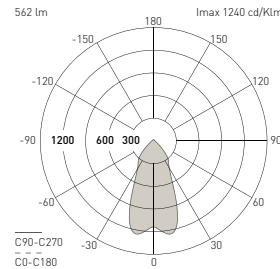
Distance (m)	Beam diameter (ø)	E lux center	E lux lateral
0,5	ø 0,23	4827	2251
1,0	ø 0,46	1207	563
1,5	ø 0,69	536	250
2,0	ø 0,92	302	141
2,5	ø 1,15	193	90
3,0	ø 1,39	134	63



Distance (m)	Beam diameter (ø)	E lux center	E lux lateral
0,5	ø 0,23	6037	2814
1,0	ø 0,46	1509	704
1,5	ø 0,69	671	313
2,0	ø 0,92	377	176
2,5	ø 1,15	241	113
3,0	ø 1,39	168	78



Distance (m)	Beam diameter (ø)	E lux center	E lux lateral
0,5	ø 0,43	2059	879
1,0	ø 0,87	515	220
1,5	ø 1,30	229	98
2,0	ø 1,73	129	55
2,5	ø 2,16	82	35
3,0	ø 2,60	57	24



Distance (m)	Beam diameter (ø)	E lux center	E lux lateral
0,5	ø 0,43	2572	1098
1,0	ø 0,87	643	275
1,5	ø 1,30	286	122
2,0	ø 1,73	161	69
2,5	ø 2,16	103	44
3,0	ø 2,60	71	31





FAVILLA RECESSED WALL LAMP

9 W / 700mA / IP 20 / CRI>80 / PSU not included



See also

p. 20

72
74

78

104
106



design
Manuel Vivian

Adjustable wall or ceiling light or spotlight in cast aluminium painted matt black. High Power LED 1 x 9W light source.

Applique ou plafonnier ou spot en fonte d'aluminium peinte noir opaque orientable. Source lumineuse High Power LED 1 x 9W.

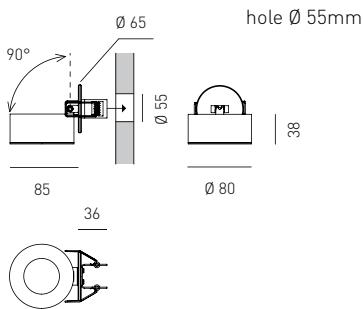
Luminaria pendente de parede e teto o projetor em alumínio fundido envernizado preto opaco direcionável. Fonte de luz High Power LED 1 x 9W.

Lampada a parete o a soffitto o proiettore in alluminio in fusione verniciato nero opaco orientabile. Fonte luminosa High Power LED 1 x 9W.

Decken- oder Wandleuchte oder Strahler aus Aluminiumguss schwarz matt lackiert, ausrichtbar. Lichtquelle High Power LED 1 x 9W.

Lámpara de pared o de techo o proyector de aluminio fundido pintado de color negro mate, orientable. Fuente de luz High Power LED 1 x 9W.

Настенный, потолочный светильник или прожектор из литого алюминия, окрашенного черной матовой краской, поворачиваемый. Источник света: мощный светодиод 1 x 9 Вт.



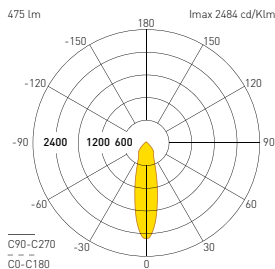
FAVILLA RECESSED / 9 W / 700mA / IP 20 / CRI>80 / PSU not included

Zone	Type	Article	System compatibility	Finish	LED colour temperature	Beam options
E	8	105	4	04 black matt	1 3000 K 3 4000 K	1 24° 3 50°

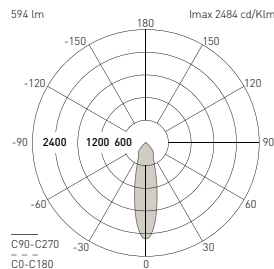


example composition code | E | 8 | 105 | 4 | 04 | 1 | 1

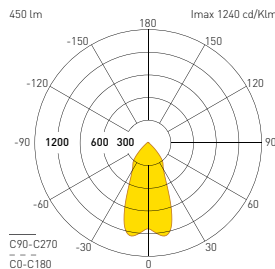
Collegare in serie. Cavo 1500 mm.
Wire in series. Cable 1500 mm.



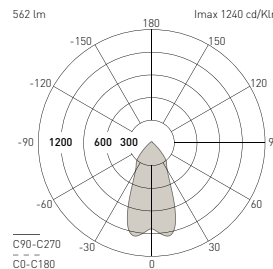
Distance (m)	Beam diameter (m)	E lux center	E lux lateral
0,5	0,23	4827	2251
1,0	0,46	1207	563
1,5	0,69	536	250
2,0	0,92	302	141
2,5	1,15	193	90
3,0	1,39	134	63



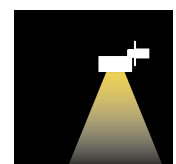
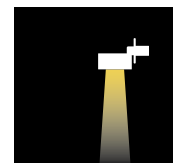
Distance (m)	Beam diameter (m)	E lux center	E lux lateral
0,5	0,23	6037	2814
1,0	0,46	1509	704
1,5	0,69	671	313
2,0	0,92	377	176
2,5	1,15	241	113
3,0	1,39	168	78



Distance (m)	Beam diameter (m)	E lux center	E lux lateral
0,5	0,43	2059	879
1,0	0,87	515	220
1,5	1,30	229	98
2,0	1,73	129	55
2,5	2,16	82	35
3,0	2,60	57	24



Distance (m)	Beam diameter (m)	E lux center	E lux lateral
0,5	0,43	2572	1098
1,0	0,87	643	275
1,5	1,30	286	122
2,0	1,73	161	69
2,5	2,16	103	44
3,0	2,60	71	31





RYTHMOS WALL LAMP

9 W (mono emitting) / IP 20 / CRI>85 / PSU included
18 W (bi-emitting) / IP 20 / CRI>85 / PSU included



See also p. 28

82



design
S. & R. Cornelissen

Metal wall light, in single or multiple version, painted matt white RAL 9016. Mid Power LED 18 x 0,5W (uplight or downlight) or 18 x 0,5W (downlight) + 18 x 0,5W (uplight) light source.

Applique, simple ou multiple, en métal peint blanc RAL 9016 opaque. Source lumineuse Mid Power LED 18 x 0,5W (uplight or downlight) ou 18 x 0,5W (downlight) + 18 x 0,5W (uplight).

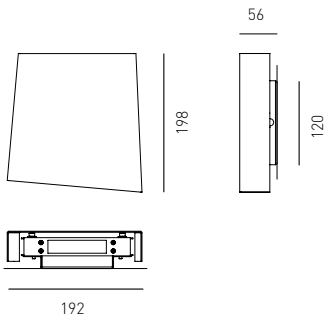
Arandela de parede, individual ou múltipla, em metal envernizado branco RAL 9016 opaco. Fonte de luz Mid Power LED 18 x 0,5W (uplight ou downlight) ou então 18 x 0,5W (downlight) + 18 x 0,5W (uplight).

Lampada a parete, singola o multipla, in metallo verniciato bianco RAL 9016 opaco. Fonte luminosa Mid Power LED 18 x 0,5W (uplight o downlight) oppure 18 x 0,5W (downlight) + 18 x 0,5W (uplight).

Wandleuchte einzeln oder mehrfach, matt weißlackiertes RAL 9016 Metall. Lichtquelle Mid Power LED 18 x 0,5W (uplight oder downlight) oder 18 x 0,5W (downlight) + 18 x 0,5W (uplight).

Lámpara de pared, individual o múltiple, de metal pintado de color blanco RAL 9016 mate. Fuente de luz Mid Power LED 18 x 0,5W (uplight o downlight) o bien 18 x 0,5W (downlight) + 18 x 0,5W (uplight).

Настенный светильник, одиночный или композиционный, из металла, окрашенного в матовый белый цвет RAL 9016. Источник света: светодиоды средней мощности 18 x 0,5 Вт (верхний или нижний свет) или 18 x 0,5 Вт (нижний свет) + 18 x 0,5 Вт (верхний свет).



RYTHMOS / 9 W (mono emitting) or 18 W (bi-emitting) / IP 20 / CRI>85 / PSU included

Zone	Type	Article	System compatibility	Finish	LED colour temperature	Beam options
E	1	111	8 9	07 white 9016 matt	1 3000 K 3 4000 K	4 diffused


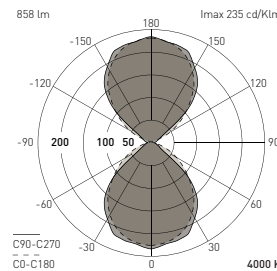
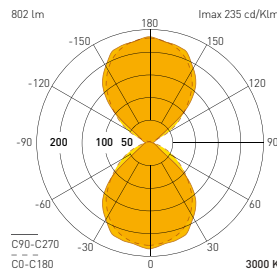
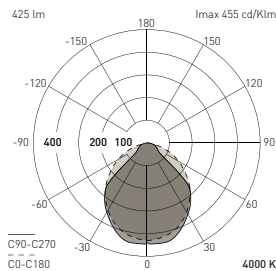
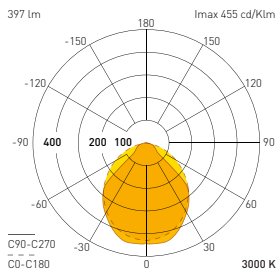
RYTHMOS

E	1	113	0	07 white 9016 matt	0	0
---	---	-----	---	-----------------------	---	---

only for multiple composition / see page 26



example composition code | E | 1 | 111 | 8 | 07 | 1 | 4

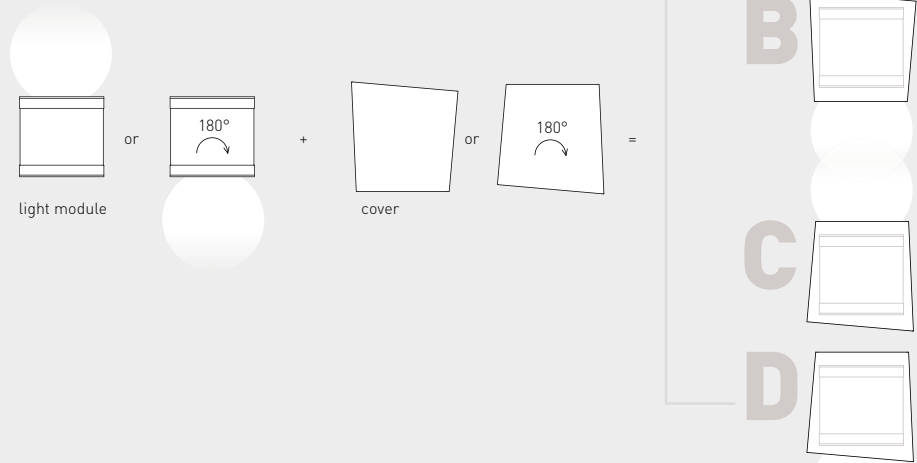




RYTHMOS WALL LAMP TYPOLOGIES

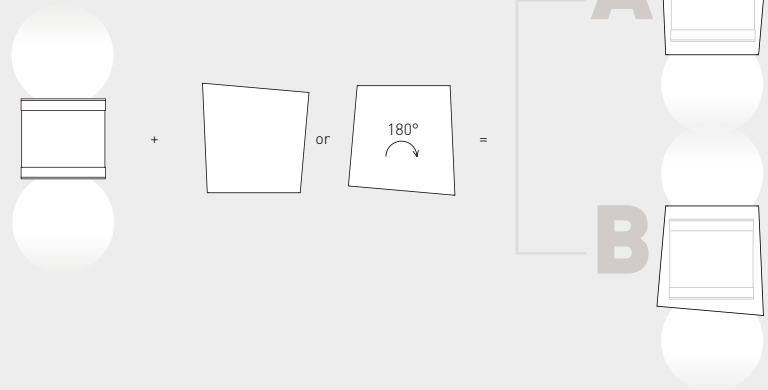
111/8

Monoemitting



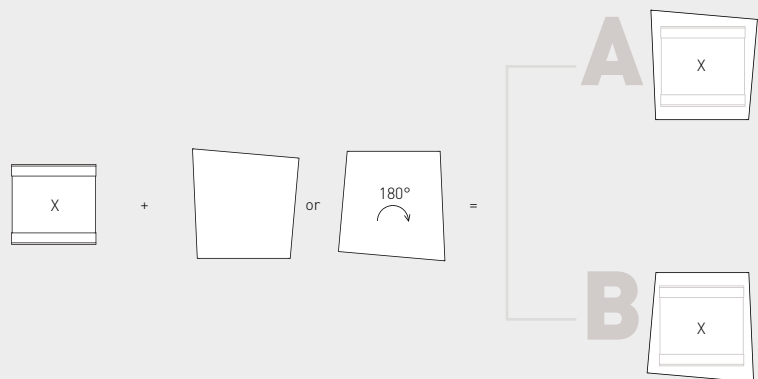
111/9

Biemitting



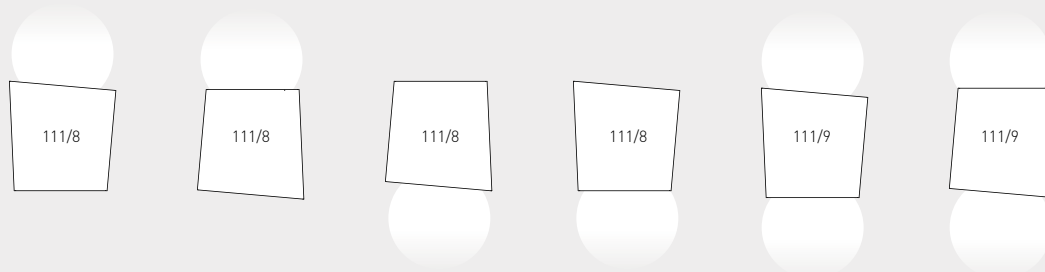
113/0

no lights
only for composition

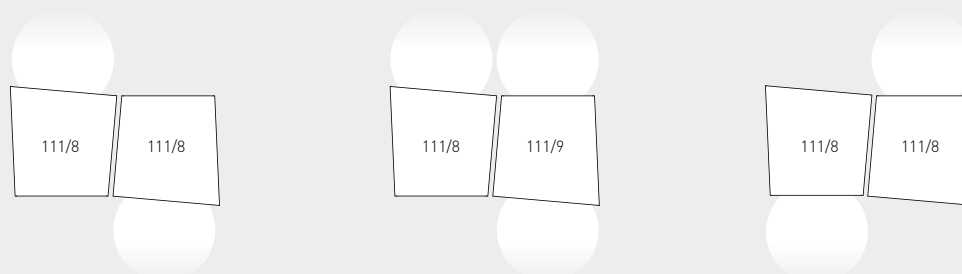


INSTALLATION EXAMPLES

Single



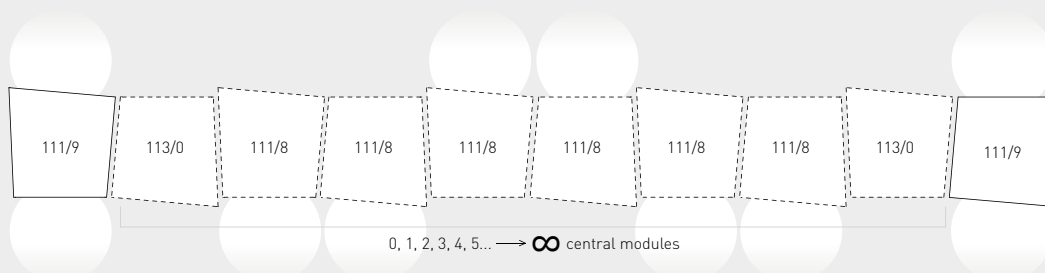
Double



Triple



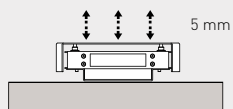
Multiple



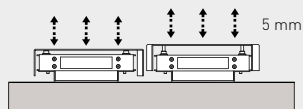
FEATURES

Adjustable cover's height.

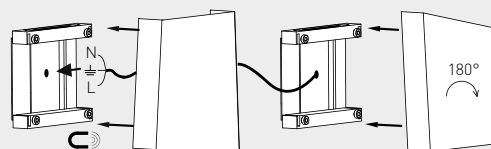
Single version



Multiple



Magnetic cover and electric connections:



RYTHMOS HEAD WALL LAMP

9 W (mono emitting) / IP 20 / CRI>85 / PSU included
18 W (bi-emitting) / IP 20 / CRI>85 / PSU included



See also p. 24

82



design
S. & R. Cornelissen

Metal wall light, in single or multiple version, painted matt white RAL 9016. Mid Power LED 18 x 0,5W (uplight or downlight) or 18 x 0,5W (downlight) + 18 x 0,5W (uplight) light source.

Applique, simple ou multiple, en métal peint blanc RAL 9016 opaque. Source lumineuse Mid Power LED 18 x 0,5W (uplight o downlight) ou 18 x 0,5W (downlight) + 18 x 0,5W (uplight).

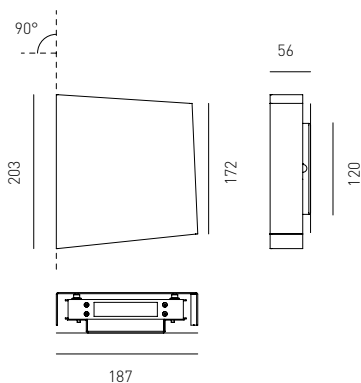
Arandela de parede, individual ou múltipla, em metal envernizado branco RAL 9016 opaco. Fonte de luz Mid Power LED 18 x 0,5W (uplight ou downlight) ou então 18 x 0,5W (downlight) + 18 x 0,5W (uplight).

Lampada a parete, singola o multipla, in metallo verniciato bianco RAL 9016 opaco. Fonte luminosa Mid Power LED 18 x 0,5W (uplight o downlight) oppure 18 x 0,5W (downlight) + 18 x 0,5W (uplight).

Wandleuchte einzeln oder mehrfach, matt weißlackiertes RAL 9016 Metall. Lichtquelle Mid Power LED 18 x 0,5W (uplight oder downlight) oder 18 x 0,5W (downlight) + 18 x 0,5W (uplight).

Lámpara de pared, individual o múltiple, de metal pintado de color blanco RAL 9016 mate. Fuente de luz Mid Power LED 18 x 0,5W (uplight o downlight) o bien 18 x 0,5W (downlight) + 18 x 0,5W (uplight).

Настенный светильник, одиночный или композиционный, из металла, окрашенного в матовый белый цвет RAL 9016. Источник света: светодиоды средней мощности 18 x 0,5 Вт (верхний или нижний свет) или 18 x 0,5 Вт (нижний свет) + 18 x 0,5 Вт (верхний свет).



RYTHMOS HEAD / 9 W (mono emitting) or 18 W (bi-emitting) / IP 20 / CRI>85 / PSU included

Zone	Type	Article	System compatibility	Finish	LED colour temperature	Beam options
E	1	112	8 9	07 white 9016 matt	1 3000 K 3 4000 K	4 diffused

RYTHMOS HEAD

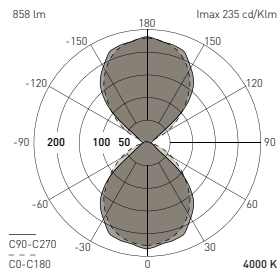
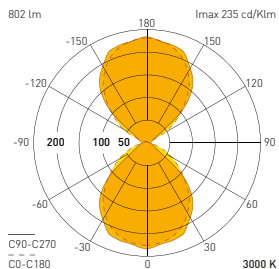
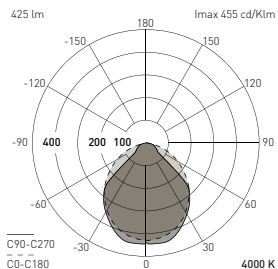
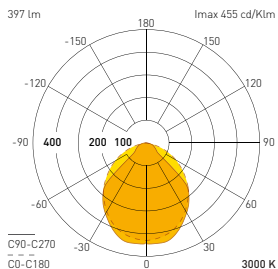
E	1	112	0	07 white 9016 matt	0	0
---	---	-----	---	-----------------------	---	---

only for multiple composition / see page 30



example composition code | E | 1 | 112 | 8 | 07 | 1 | 4

Adatto per composizioni con elementi di testata caratterizzati da lati esterni perpendicolari al pavimento
Can be used for compositions with head elements having outer sides perpendicular to the floor





RYTHMOS HEAD

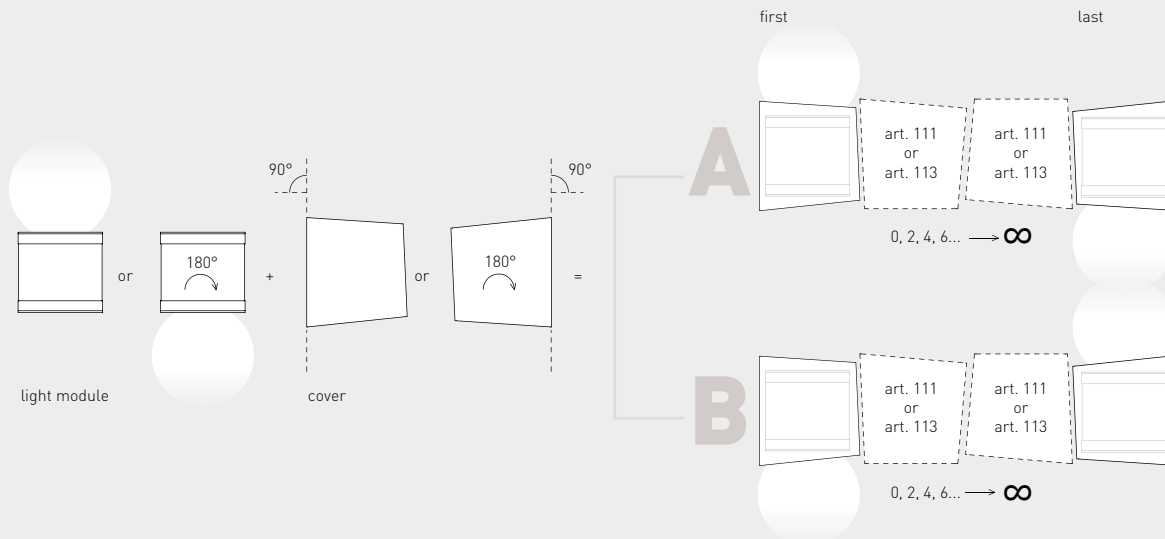
WALL LAMP

TYOLOGIES

Adatto per composizioni con elementi di testata caratterizzati da lati esterni perpendicolari al pavimento
 Can be used for compositions with head elements having outer sides perpendicular to the floor

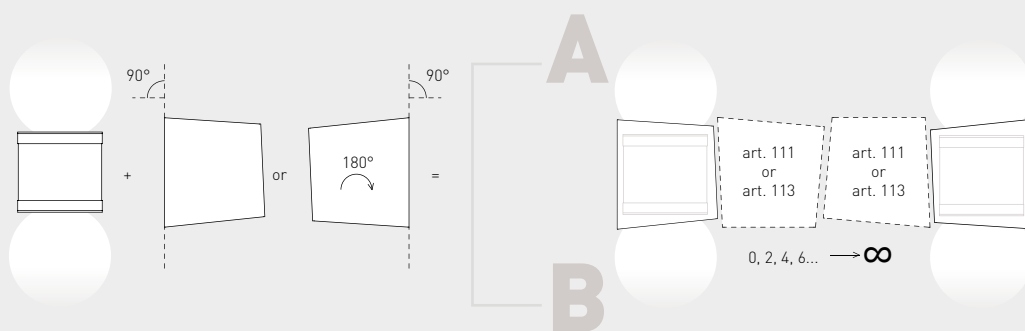
112/8

Monoemitting



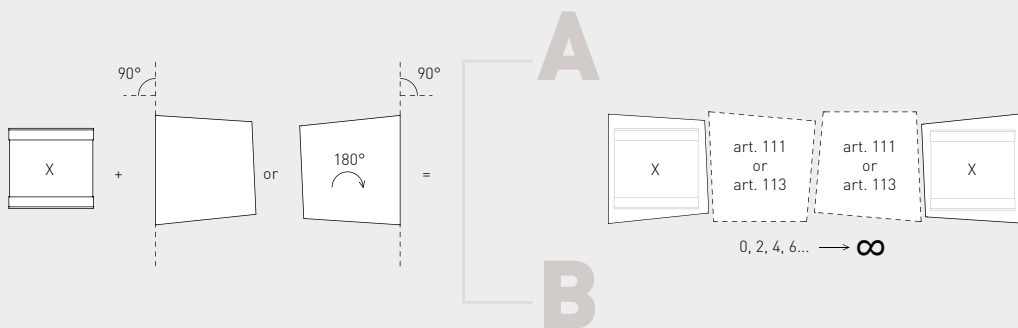
112/9

Biemitting



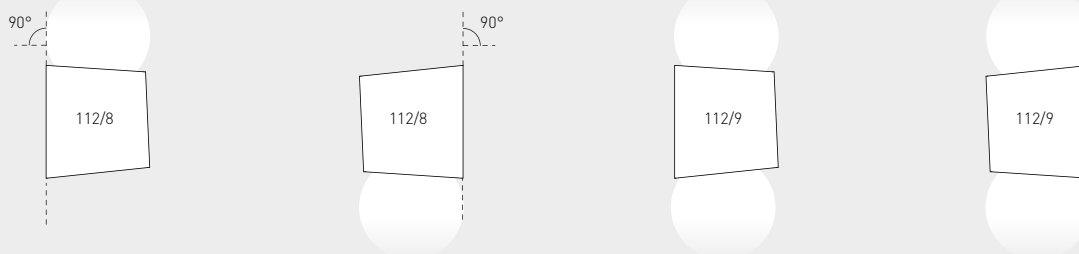
112/0

no lights
only for composition

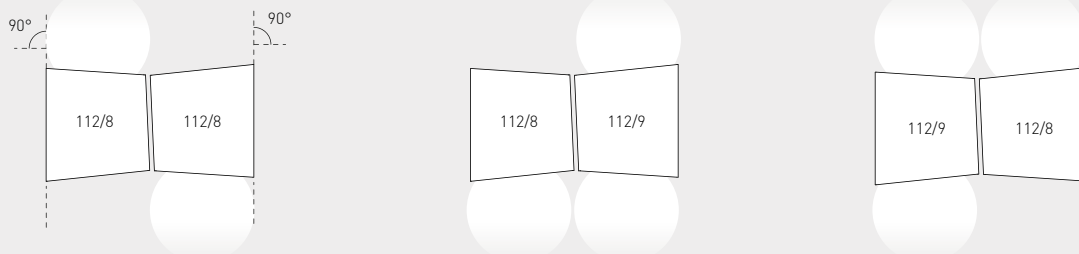


INSTALLATION EXAMPLES

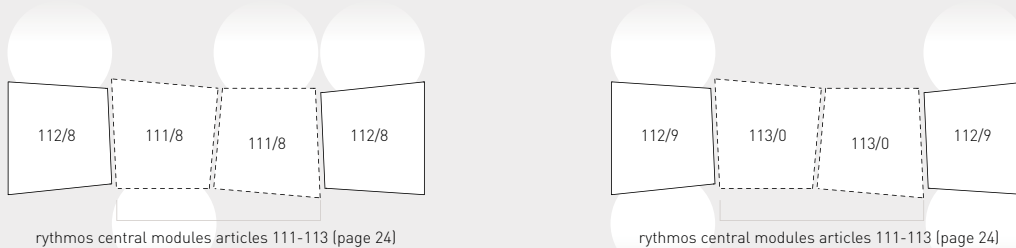
Single



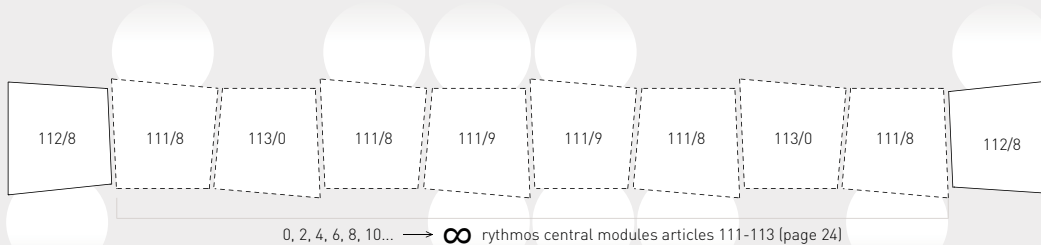
Double



Triple



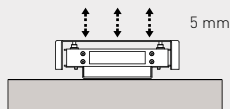
Multiple



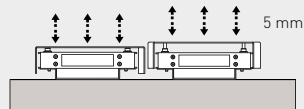
FEATURES

Adjustable cover's height.

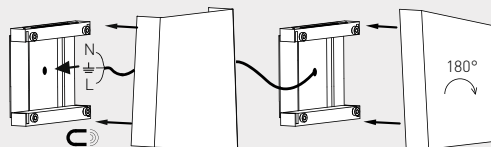
Single version



Multiple



Magnetic cover and electric connections:



STILLA WALL LAMP

7 W / IP 20 / CRI>85 / PSU included



See also p. 60

90



design
Manuel Vivian

Cast aluminium wall light painted matt black with light source High Power LED 1 x 7W.

Applique en fonte d'aluminium peinte noir opaque avec source lumineuse High Power LED 1 x 7W.

Arandela de parede em alumínio fundido envernizado preto opaco com fonte de luz High Power LED 1 x 7W.

Lampada a parete in alluminio in fusione verniciato nero opaco con fonte luminosa High Power LED 1 x 7W.

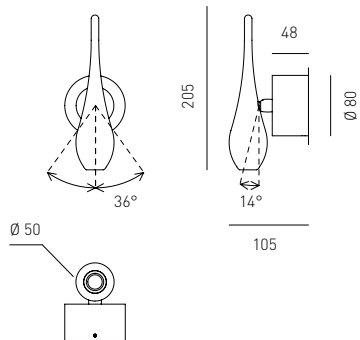
Wandleuchte aus Aluminiumguss schwarz matt lackiert mit Lichtquelle High Power LED 1 x 7W.

Lámpara de pared de aluminio fundido pintado de color negro mate, con fuente de luz High Power LED 1 x 7W.

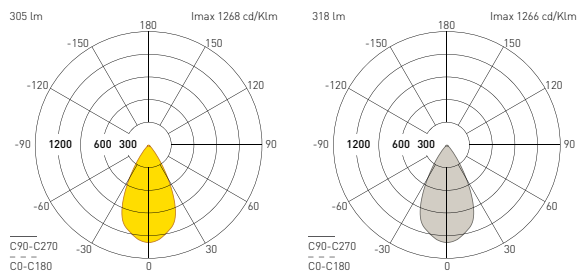
Настенный светильник из литого алюминия, окрашенного матовой черной краской, с мощным светодиодом 1 x 7 Вт.

STILLA / 7 W / IP 20 / CRI>85 / PSU included


Zone	Type	Article	System compatibility	Finish	LED colour temperature	Beam options
E	1	100	0	04 black matt	1 3000 K 3 4000 K	3 56°



example composition code | E | 1 | 100 | 0 | 04 | 1 | 1



3000 K / 56°		4000 K / 56°	
	E lux center	E lux lateral	
0,5 m — ø 0,52	1546	543	1609 — 565
1,0 m — ø 1,04	387	136	402 — 141
1,5 m — ø 1,56	172	60	179 — 63
2,0 m — ø 2,07	97	34	101 — 35
2,5 m — ø 2,59	62	22	64 — 23
3,0 m — ø 3,11	43	15	45 — 16





VIRTUS WALL LAMP

12 W / IP 20 / CRI>80 / PSU included



See also p. 64

94



design
Manuel Vivian

Aluminium wall light painted matt white RAL 9016. High Power LED 3 x 3W adjustable + LED 1 x 3W diffused light source.

Applique en aluminium peint blanc RAL 9016 opaque avec source lumineuse High Power LED 3 x 3W orientables + 1 x 3W diffusant.

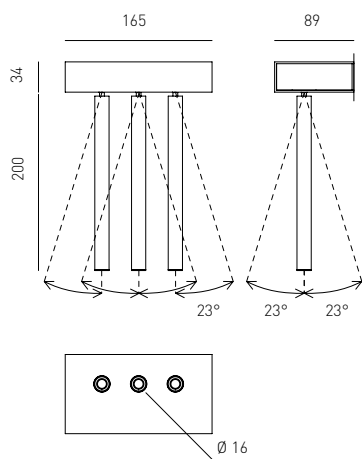
Luminaria de parede em alumínio envernizado branco RAL 9016 opaco com fonte de luz High Power LED 3 x 3W orientável + 1 x 3W difusor.

Lampada a parete in alluminio verniciato bianco RAL 9016 opaco con fonte luminosa High Power LED 3 x 3W orientabili + 1 x 3W diffondente.

Wandleuchte aus Aluminium weiß matt RAL 9016 lackiert mit Lichtquelle High Power LED 3 x 3W ausrichtbar + LED 1 x 3W lichtstreuend.

Lámpara de pared de aluminio pintado de color blanco RAL 9016 mate, con fuente de luz High Power LED 3 x 3W orientables + 1 x 3W difusor.

Настенный светильник из алюминия, окрашенного в матовый белый цвет RAL 9016, с источником света в виде поворачиваемых мощных светодиодов 3 x 3 Вт и рассеивающего светодиода 1 x 3 Вт.

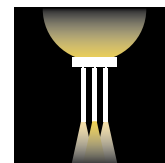
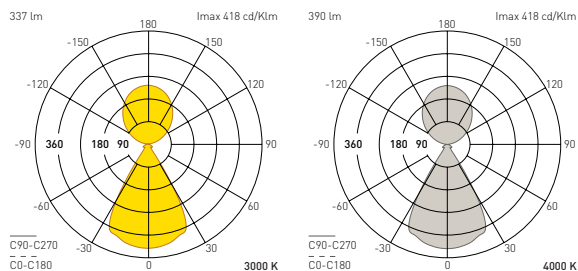


VIRTUS / 12 W / IP 20 / CRI>80 / PSU included

Zone	Type	Article	System compatibility	Finish	LED colour temperature	Beam options
E	1	101	0	07 white 9016 matt	1 3000 K 3 4000 K	2 diffused / directional


CE Intertek LED TEC DRIVER INCLUDED IP20 ADA RoHS

example composition code | E | 1 | 101 | 0 | 07 | 1 | 2





VIRTUS WALL LAMP





VOLUPTAS SWITCH WALL LAMP

4 W / IP 20 / CRI>80 / PSU included



See also p. 40
42

68
70

100



design
Lorenzo Truani

Aluminium wall light painted matt white RAL 9016 and with rubber-coated flexible rod. High Power LED 4 x 1W light source.

Applique en aluminium peint blanc RAL 9016 opaque avec manche flexible recouvert de caoutchouc. Source lumineuse High Power LED 4 x 1W.

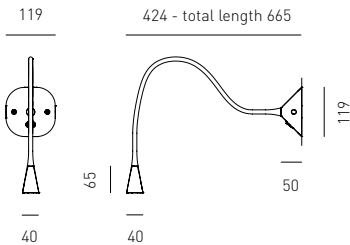
Luminaria de parede em alumínio envernizado branco RAL 9016 opaco com haste flexível revestida em borracha. Fonte de luz High Power LED 4 x 1W.

Lampada a parete in alluminio verniciato bianco RAL 9016 opaco con asta flessibile rivestita in gomma. Fonte luminosa High Power LED 4 x 1W.

Wandleuchte aus Aluminium weiß matt RAL 9016 lackiert mit beweglicher Stange mit Gummi verkleidet. Lichtquelle High Power LED 4 x 1W.

Lámpara de pared de aluminio pintado de color blanco RAL 9016 mate, con eje flexible revestido de goma. Fuente de luz High Power LED 4 x 1W.

Настенный светильник из алюминия, окрашенного в матовый белый цвет RAL 9016, с гибким стержнем, покрытым резиной. Источник света: мощные светодиоды 4 x 1 Вт.


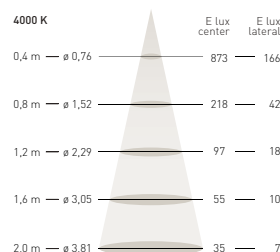
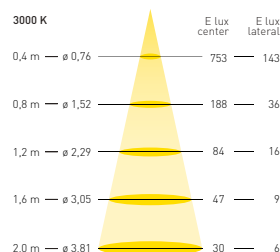
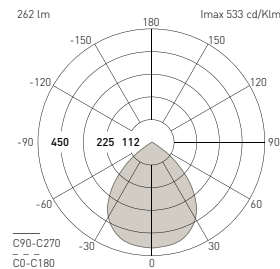
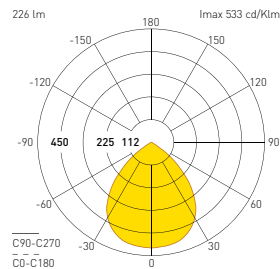


VOLUPTAS SWITCH / 4 W / IP 20 / CRI>80 / PSU included

Zone	Type	Article	System compatibility	Finish	LED colour temperature	Beam options
E	1	110	0	07 white 9016 matt	1 3000 K 3 4000 K	4 diffused

CE Intertek LED TEC DRIVER INCLUDED IP20 RoHS

example composition code | E | 1 | 110 | 0 | 07 | 1 | 4





VOLUPTAS ARM WALL LAMP

4 W / 700mA / IP 20 / CRI>80 / PSU not included



See also p. 38
42

68
70

100



design
Lorenzo Truant

Aluminium wall light painted matt white RAL 9016 and with rubber-coated flexible rod. High Power LED 4 x 1W light source.

Applique en aluminium peint blanc RAL 9016 opaque avec manche flexible recouvert de caoutchouc. Source lumineuse High Power LED 4 x 1W.

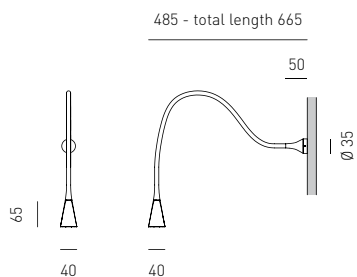
Luminaria de parede em alumínio envernizado branco RAL 9016 opaco com haste flexível revestida em borracha. Fonte de luz High Power LED 4 x 1W.

Lampada a parete in alluminio verniciato bianco RAL 9016 opaco con asta flessibile rivestita in gomma. Fonte luminosa High Power LED 4 x 1W.

Wandleuchte aus Aluminium weiß matt RAL 9016 lackiert mit beweglicher Stange mit Gummi verkleidet. Lichtquelle High Power LED 4 x 1W.

Lámpara de pared de aluminio pintado de color blanco RAL 9016 mate, con eje flexible revestido de goma. Fuente de luz High Power LED 4 x 1W.

Настенный светильник из алюминия, окрашенного в матовый белый цвет RAL 9016, с гибким стержнем, покрытым резиной. Источник света: мощные светодиоды 4 x 1 Вт.



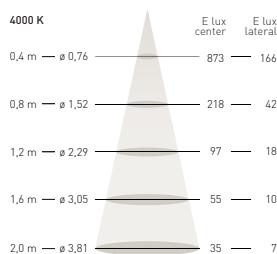
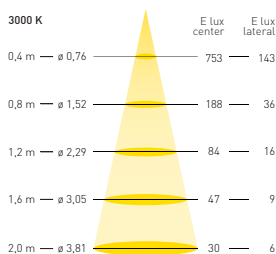
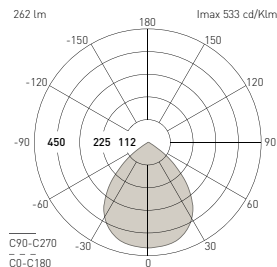
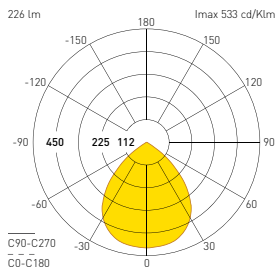
VOLUPTAS ARM / 4 W / 700mA / IP 20 / CRI>80 / PSU not included

Zone	Type	Article	System compatibility	Finish	LED colour temperature	Beam options
E	1	107	0	07 white 9016 matt	1 3000 K 3 4000 K	4 diffused



example composition code | E | 1 | 107 | 0 | 07 | 1 | 4


Collegare in serie. Cavo 1500 mm.
Wire in series. Cable 1500 mm.





VOLUPTAS WALL LAMP

4 W / IP 20 / CRI>80 / PSU included



See also p. 38
40

68
70

100



design
Lorenzo Truant

Aluminium wall light painted matt white RAL 9016 and with rubber-coated flexible rod. High Power LED 4 x 1W light source.

Applique en aluminium peint blanc RAL 9016 opaque avec manche flexible recouvert de caoutchouc. Source lumineuse High Power LED 4 x 1W.

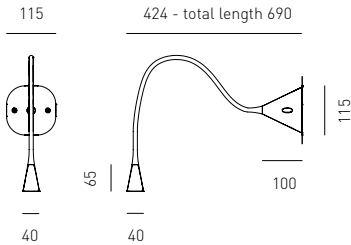
Luminaria de parede em alumínio envernizado branco RAL 9016 opaco com haste flexível revestida em borracha. Fonte de luz High Power LED 4 x 1W.

Lampada a parete in alluminio verniciato bianco RAL 9016 opaco con asta flessibile rivestita in gomma. Fonte luminosa High Power LED 4 x 1W.

Wandleuchte aus Aluminium weiß matt RAL 9016 lackiert mit beweglicher Stange mit Gummi verkleidet. Lichtquelle High Power LED 4 x 1W.

Lámpara de pared de aluminio pintado de color blanco RAL 9016 mate, con eje flexible revestido de goma. Fuente de luz High Power LED 4 x 1W.

Настенный светильник из алюминия, окрашенного в матовый белый цвет RAL 9016, с гибким стержнем, покрытым резиной. Источник света: мощные светодиоды 4 x 1 Вт.

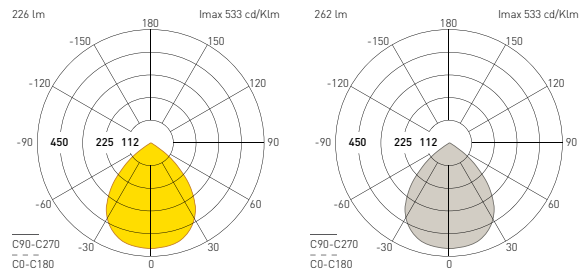


VOLUPTAS / 4 W / IP 20 / CRI>80 / PSU included

Zone	Type	Article	System compatibility	Finish	LED colour temperature	Beam options
E	3	107	0	07 white 9016 matt	1 3000 K 3 4000 K	4 diffused



example composition code | **E** | **3** | **107** | **0** | **07** | **1** | **4**



3000 K	E lux center	E lux lateral	4000 K	E lux center	E lux lateral
0,4 m — ø 0,76	753	143	0,4 m — ø 0,76	873	166
0,8 m — ø 1,52	188	36	0,8 m — ø 1,52	218	42
1,2 m — ø 2,29	84	16	1,2 m — ø 2,29	97	18
1,6 m — ø 3,05	47	9	1,6 m — ø 3,05	55	10
2,0 m — ø 3,81	30	6	2,0 m — ø 3,81	35	7





CYMA WALL LAMP

12 W / 700mA / IP 54 / CRI>85 / PSU not included



See also p. 138



design
Manuel Vivian

Cast aluminium wall light painted wrinkled white RAL 9016 and with light source High Power LED 2 x 6W. Can be installed indoors and outdoors (Protection Index IP54).

Applique en fonte d'aluminium peinte blanc RAL 9016 rugueux avec source lumineuse High Power LED 2 x 6W. Peut être installée à l'intérieur comme à l'extérieur (Indice de Protection IP54).

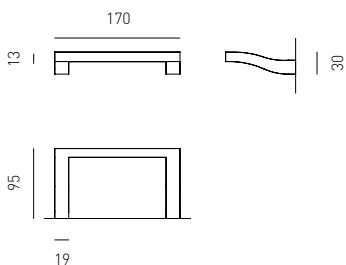
Arandela de parede em alumínio fundido envernizado branco RAL 9016 enrugado com fonte de luz High Power LED 2 x 6W. Para instalação interna e externa (Índice de Protecção IP54).

Lampada a parete in alluminio in fusione verniciato bianco RAL 9016 raggrinzato con fonte luminosa High Power LED 2 x 6W. Installabile sia all'interno che all'esterno (Indice di Protezione IP54).

Wandleuchte aus Aluminiumguss weiß RAL 9016 rau lackiert geschrumpft mit Lichtquelle High Power LED 2 x 6W. Sowohl zur Innen- als auch zur Außeninstallation (Schutzgrad IP54).

Lámpara de pared de aluminio fundido pintado de color blanco RAL 9016, acabado rugoso, con fuente de luz High Power LED 2 x 6W. Para instalaciones tanto en interiores como en exteriores (Grado de protección IP54).

Настенный светильник из литого алюминия, окрашенного в белый цвет RAL 9016, фактурное покрытие, источник света: мощные светодиоды 2 x 6 Вт. Предназначен для внутренней и наружной установки (степень защиты IP54).



CYMA / 12 W / 700mA / IP 54 / CRI>85 / PSU not included

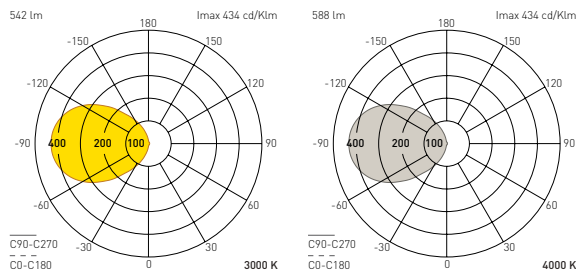
Zone	Type	Article	System compatibility	Finish	LED colour temperature	Beam options
E	1	301	0	06 white 9016 wrinkled	1 3000 K 3 4000 K	4 diffused



example composition code | E | 1 | 301 | 0 | 06 | 1 | 4

Collegare in serie. Cavo 1500 mm.
Wire in series. Cable 1500 mm.

Accessories: see page 177 Cyma





SINUS WALL LAMP

6 W / IP 54 / CRI>85 / PSU included



See also p. 140

86



design
Manuel Vivian

Wall light in cast zinc alloy painted wrinkled white RAL 9016 with light source High Power LED 6 x 1W. Can be installed indoors and outdoors (Protection Index IP54).

Applique en alliage de zinc peint blanc RAL 9016 rugueux avec source lumineuse High Power LED 6 x 1W. Peut être installée à l'intérieur comme à l'extérieur (Indice de Protection IP54).

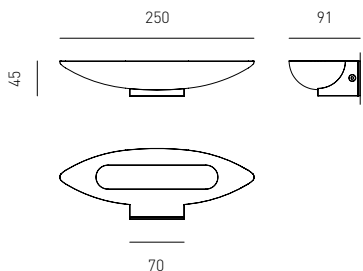
Arandela de parede fundida em liga de zinco envernizado branco RAL 9016 enrugado com fonte de luz High Power LED 6 x 1W. Para instalação interna e externa (Índice de Protecção IP54).

Lampada a parete in fusione in lega di zinco verniciato bianco RAL 9016 raggrinzato con fonte luminosa High Power LED 6 x 1W. Installabile sia all'interno che all'esterno (Indice di Protezione IP54).






Wandleuchte aus Zinklegierungsguss weiß RAL 9016 rauh lackiert mit Lichtquelle High Power LED 6 x 1W. Sowohl zur Innen- als auch zur Außeninstallation (Schutzgrad IP54).

Lámpara de pared de aleación de zinc fundido, pintado de color blanco RAL 9016 con acabado rugoso, con fuente de luz High Power LED 6 x 1W. Para instalaciones tanto en interiores como en exteriores (Grado de protección IP54).

Настенный светильник из литого цинкового сплава, окрашенного в белый цвет RAL 9016, фактурное покрытие, с источником света в виде мощного светодиода 6 x 1 Вт. Предназначен для внутренней и наружной установки (степень защиты IP54).


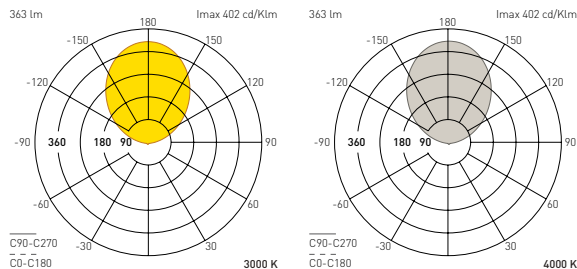


SINUS / 6 W / IP 54 / CRI>85 / PSU included

Zone	Type	Article	System compatibility	Finish	LED colour temperature	Beam options
E	1 	106	0	06  white 9016 wrinkled	1  3000 K 3  4000 K	4  diffused

CE Intertek LED TEC DRIVER INCLUDED IN OUT IP54 ADA RoHS

example composition code | E | 1 | 106 | 0 | 06 | 1 | 4





SOL WALL LAMP

8 W / IP 54 / CRI>80 / PSU included



See also p. 142

58

88



design
Manuel Vivian

Cast aluminium wall light painted wrinkled white RAL 9016. High Power LED 1 x 4W (uplight) + 1 x 4W (downlight) light source. Can be installed indoors and outdoors (Protection Index IP54).

Applique en fonte d'aluminium peinte blanc RAL 9016 rugueux avec source lumineuse High Power LED 1 x 4W (uplight) + 1 x 4W (downlight). Peut être installée à l'intérieur comme à l'extérieur (Indice de Protection IP54).

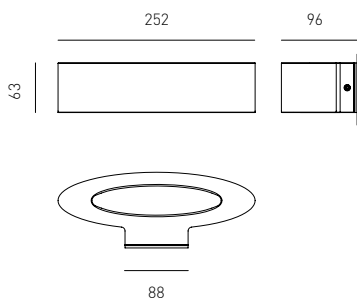
Luminaria de parede em alumínio fundido envernizado branco RAL 9016 enrugado com fonte de luz High Power LED 1 x 4W (uplight) + 1 x 4W (downlight). Para instalação interna e externa (Índice de Protecção IP54).

Lampada a parete in alluminio in fusione verniciato bianco RAL 9016 raggrinzato con fonte luminosa High Power LED 1 x 4W (uplight) + 1 x 4W (downlight). Installabile sia all'interno che all'esterno (Indice di Protezione IP54).

Wandleuchte aus Aluminiumguss weiß RAL 9016 rauh lackiert geschumpft mit Lichtquelle High Power LED 1 x 4W (uplight) + 1 x 4W (downlight). Sowohl zur Innen- als auch zur Außeninstallation (Schutzgrad IP54).

Lámpara de pared de aluminio fundido pintado de color blanco RAL 9016, acabado rugoso, con fuente de luz High Power LED 1 x 4W (uplight) + 1 x 4W (downlight). Para instalaciones tanto en interiores como en exteriores (Grado de protección IP54).

Настенный светильник из литого алюминия, окрашенного в белый цвет RAL 9016, фактурное покрытие, источник света в виде мощного светодиода 1 x 4 Вт (верхний свет) + 1 x 4 Вт (нижний свет). Предназначен для внутренней и наружной установки (степень защиты IP54).

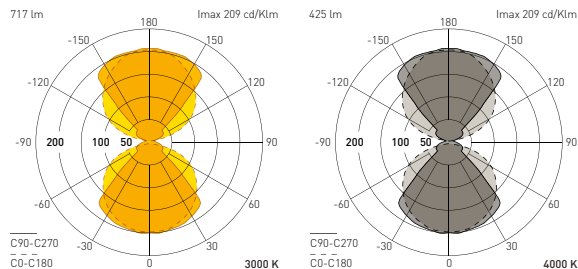


SOL / 8 W / IP 54 / CRI>80 / PSU included

Zone	Type	Article	System compatibility	Finish	LED colour temperature	Beam options
E	1	104	0	06	1 3000 K 3 4000 K	4 diffused



example composition code | E | 1 | 104 | 0 | 06 | 1 | 4





FRAGMENTA WALL LAMP

6 W / IP 54 / CRI>80 / PSU included



See also p. 148



design
Manuel Vivian

Cast aluminium wall light painted wrinkled grey RAL 9007. High Power LED 1 x 3W (downlight) + 1 x 3W (uplight) light source. Can be installed indoors and outdoors (Protection Index IP54).

Applique en fonte d'aluminium peinte gris RAL 9007 rugueux avec source lumineuse High Power LED 1 x 3W (downlight) + 1 x 3W (uplight). Peut être installée à l'intérieur comme à l'extérieur (Indice de Protection IP54).

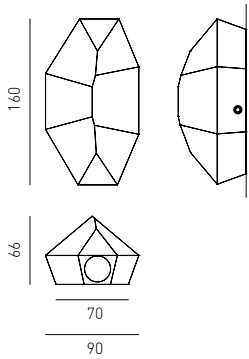
Arandela de parede em alumínio fundido envernizado cinza RAL 9007 enrugado com fonte de luz High Power LED 1 x 3W (downlight) + 1 x 3W (uplight). Para instalação interna e externa (Índice de Proteção IP54).

Lampada a parete in alluminio in fusione verniciato grigio RAL 9007 raggrinzato con fonte luminosa High Power LED 1 x 3W (downlight) + 1 x 3W (uplight). Installabile sia all'interno che all'esterno (Indice di protezione IP54).

Wandleuchte aus Aluminiumguss grau RAL 9007 rauh lackiert geschrumpft mit Lichtquelle High Power LED 1 x 3W (downlight) + 1 x 3W (uplight). Sowohl zur Innen- als auch zur Außeninstallation (Schutzgrad IP54).

Lámpara de pared de aluminio fundido pintado de color gris RAL 9007, acabado rugoso, con fuente de luz High Power LED 1 x 3W (downlight) + 1 x 3W (uplight). Para instalaciones tanto en interiores como en exteriores (Grado de protección IP54).

Настенный светильник из литого алюминия, окрашенного в серый цвет RAL 9007, фактурное покрытие, источник света: мощные светодиоды 1 x 3 Вт + 1 x 3 Вт. Предназначен для внутренней и наружной установки (степень защиты IP54).

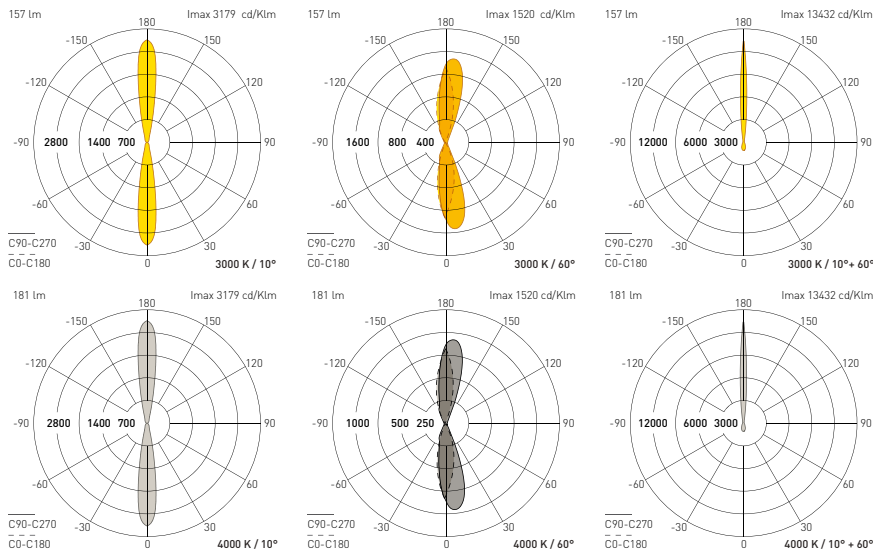


FRAGMENTA / 6 W / IP 54 / CRI>80 / PSU included

Zone	Type	Article	System compatibility	Finish	LED colour temperature	Beam options
E	1	305	0	05 grey 9007 wrinkled	1 3000 K 3 4000 K	1 10° 3 60° G 10°+60°

CE Intertek LED TEC DRIVER INCLUDED IN OUT IP54 ADA RoHS

example composition code | E | 1 | 305 | 0 | 05 | 1 | 1





ASPERITAS WALL LAMP

3 W / 700mA / IP 68 / CRI>80 / PSU not included



See also p. 150



design
Manuel Vivian

Cast aluminium wall light painted wrinkled grey RAL 9007. High Power LED 1 x 3W light source. Can be installed indoors and outdoors [Protection Index IP68].

Applique en fonte d'aluminium peinte gris RAL 9007 rugueux avec source lumineuse High Power LED 1 x 3W. Peut être installée à l'intérieur comme à l'extérieur (Indice de Protection IP68).

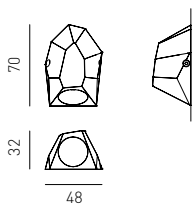
Arandela de parede em alumínio fundido envernizado cinza RAL 9007 enrugado com fonte de luz High Power LED 1 x 3W. Para instalação interna e externa (Índice de Proteção IP68).

Lampada a parete in alluminio in fusione verniciato grigio RAL 9007 raggrinzato con fonte luminosa High Power LED 1 x 3W. Installabile sia all'interno che all'esterno (Indice di protezione IP68).

Wandleuchte aus Aluminiumguss grau RAL 9007 rauh lackiert mit Lichtquelle High Power LED 1 x 3W. Sowohl zur Innen- als auch zur Außeninstallation (Schutzgrad IP68).

Lámpara de pared de aluminio fundido pintado de color gris RAL 9007, acabado rugoso, con fuente de luz High Power LED 1 x 3W. Para instalaciones tanto en interiores como en exteriores (Grado de protección IP68).

Настенный светильник из литого алюминия, окрашенного в серый цвет RAL 9007, фактурное покрытие, источник света: мощный светодиод 1 x 3 Вт. Предназначен для внутренней и наружной установки (степень защиты IP68).




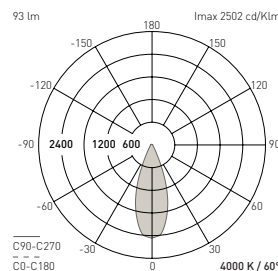
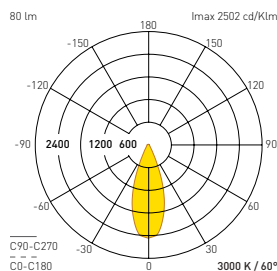
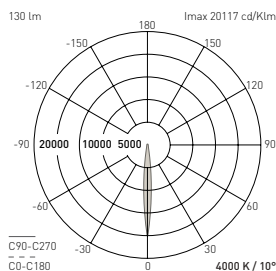
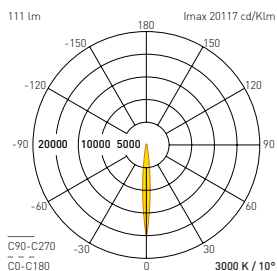
ASPERITAS / 3 W / 700mA / IP 68 / CRI>80 / PSU not included

Zone	Type	Article	System compatibility	Finish	LED colour temperature	Beam options
E	1	304	0	05 grey 9007 wrinkled	1 3000 K 3 4000 K	1 10° 3 60°

Collegare in serie. Cavo 1500 mm.
Wire in series. Cable 1500 mm.



example composition code | E | 1 | 304 | 0 | 05 | 1 | 1





DIA WALL LAMP

6 W / 350mA / IP 68 / CRI>80 / PSU not included



See also p. 152



design
Manuel Vivian

Cast aluminium wall light painted wrinkled grey RAL 9007. High Power LED 1 x 3W (downlight) + 1 x 3W (uplight) light source. Can be installed indoors and outdoors (Protection Index IP68).

Applique en fonte d'aluminium peinte gris RAL 9007 rugueux avec source lumineuse High Power LED 1 x 3W (downlight) + 1 x 3W (uplight). Peut être installée à l'intérieur comme à l'extérieur (Indice de Protection IP68).

Arandela de parede em alumínio fundido envernizado cinza RAL 9007 enrugado com fonte de luz High Power LED 1 x 3W (downlight) + 1 x 3W (uplight). Para instalação interna e externa (Índice de Protecção IP68).

Lampada a parete in alluminio in fusione verniciato grigio RAL 9007 raggrinzato con fonte luminosa High Power LED 1 x 3W (downlight) + 1 x 3W (uplight). Installabile sia all'interno che all'esterno (Indice di protezione IP68).

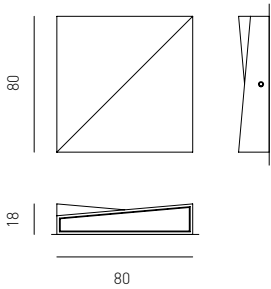
Wandleuchte aus Aluminiumguss grau RAL 9007 rauh lackiert geschrumpft mit Lichtquelle High Power LED 1 x 3W (downlight) + 1 x 3W (uplight). Sowohl zur Innen- als auch zur Außeninstallation (Schutzgrad IP68).

Lámpara de pared de aluminio fundido pintado de color gris RAL 9007, acabado rugoso, con fuente de luz High Power LED 1 x 3W (downlight) + 1 x 3W (uplight). Para instalaciones tanto en interiores como en exteriores (Grado de protección IP68).

Настенный светильник из литого алюминия, окрашенного в серый цвет RAL 9007, фактурное покрытие, источник света: мощные светодиоды 1 x 3 Вт (нижний свет) + 1 x 3 Вт (верхний свет). Предназначен для внутренней и наружной установки (IP68).

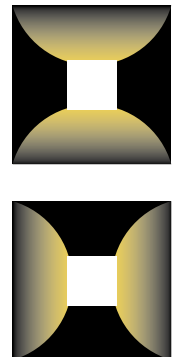
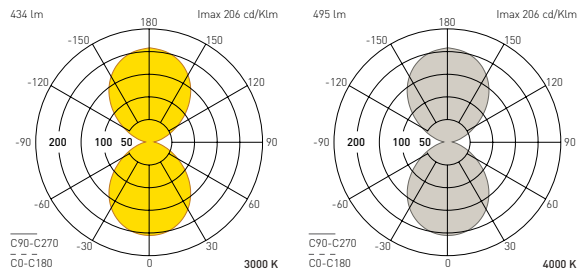
DIA / 6 W / 350mA / IP 68 / CRI>80 / PSU not included

Zone	Type	Article	System compatibility	Finish	LED colour temperature	Beam options
E	1	300	0	05 grey 9007 wrinkled	1 3000 K 3 4000 K	4 diffused



example composition code | E | 1 | 300 | 0 | 05 | 1 | 4

Collegare in serie. Cavo 1500 mm.
Wire in series. Cable 1500 mm.







INDOOR
DECO
CEILING

Deus hic in hylam sua ma- Spiritus
teria in formam ad manda formis inspi
creationem se immergit tus in homine

Deus Pater
Verbum
Spiritus Sanctus
Mens
Intellectus
Ratio
Voluntas

Saturnus
Jupiter
Mars

Sol

Venus

Mercurius

Luna

Ignis

Aeris reg. Sup

Aeris reg. med

Aeris reg. infi.

Aqua dule

Aqua Salza

Terra

f
c
bl
oc
bb
aa
gg
f
c
d
c
b
a
g
g
F
E
D
C
B
A
L

Proportio dupla.

Proportio dupla.

Proportio quadrupla.

Proportio dupla.

- 58 sol
- 60 stilla
- 64 virtus
- 68 voluptas & voluptas 140
- 70 voluptas 4-140
- 72 favilla
- 74 favilla recessed

SOL CEILING LAMP

9 W / IP 20 / CRI>85 / PSU included



See also p. 48
142

88



design
Manuel Vivian

Cast aluminium ceiling light painted wrinkled white RAL 9016. High Power LED 1 x 9W light source.

Plafonnier en fonte d'aluminium peinte blanc RAL 9016 rugueux avec source lumineuse High Power LED 1 x 9W.

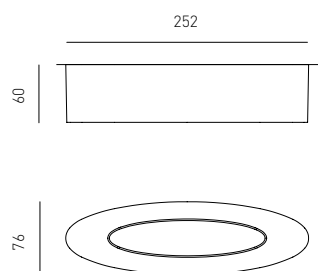
Luminaria de teto em alumínio fundido envernizado branco RAL 9016 enrugado com fonte de luz Power LED 1 x 9W.

Lampada a soffitto in alluminio in fusione verniciato bianco RAL 9016 raggrinzato con fonte luminosa High Power LED 1 x 9W.

Deckenleuchte aus Aluminiumguss weiß RAL 9016 rauh lackiert geschumpft mit Lichtquelle High Power LED 1 x 9W.

Lámpara de techo de aluminio fundido pintado de color blanco RAL 9016, acabado rugoso, con fuente de luz High Power LED 1 x 9W.

Потолочный светильник из литого алюминия, окрашенного в белый цвет RAL 9016, фактурное покрытие, источник света мощный светодиод 1 x 9 Вт.

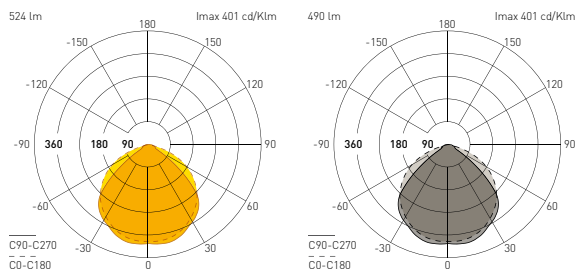


SOL / 9 W / IP 20 / CRI>85 / PSU included

Zone	Type	Article	System compatibility	Finish	LED colour temperature	Beam options
E	3 	104	0	06 white 9016 wrinkled	1 3000 K 3 4000 K	4 diffused

CE Intertek LED TEC DRIVER INCLUDED IP20 RoHS

example composition code | E | 3 | 104 | 0 | 06 | 1 | 4



3000 K	E lux center	E lux lateral	4000 K	E lux center	E lux lateral
0,5 m — ø 1,13	835	122	0,5 m — ø 1,55	781	63
1,0 m — ø 2,27	209	30	1,0 m — ø 3,09	195	16
1,5 m — ø 3,40	93	14	1,5 m — ø 4,64	87	7
2,0 m — ø 4,54	52	8	2,0 m — ø 6,18	49	4
2,5 m — ø 5,67	33	5	2,5 m — ø 7,73	31	3
3,0 m — ø 6,81	23	3	3,0 m — ø 9,27	22	2





STILLA CEILING LAMP

11.8 W / IP 20 / CRI>85 / PSU included



See also p. 32

90



design
Manuel Vivian

Cast aluminium ceiling light painted matt black with light source High Power LED 1 x 7W + LED 48 x 0,1W.

Plafonnier en fonte d'aluminium peinte noir opaque avec source lumineuse High Power LED 1 x 7W + LED 48 x 0,1W.

Luminaria de teto em alumínio fundido envernizado preto opaco com fonte luminosa High Power LED 1 x 7W + LED 48 x 0,1W.

Lampada a soffitto in alluminio in fusione verniciato nero opaco con fonte luminosa High Power LED 1 x 7W + LED 48 x 0,1W.

Deckenleuchte aus Aluminiumguss schwarz matt lackiert mit Lichtquelle High Power LED 1 x 7W + LED 48 x 0,1W.

Lámpara de techo de aluminio fundido pintado de color negro mate, con fuente de luz High Power LED 1 x 7W + LED 48 x 0,1W.

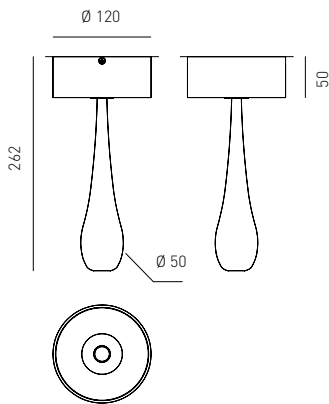
Потолочный светильник из литого алюминия, окрашенного матовой черной краской, с мощным светодиодом 1 x 7 Вт и светодиодом 48 x 0,1 Вт.

STILLA / 11.8 W / IP 20 / CRI>85 / PSU included

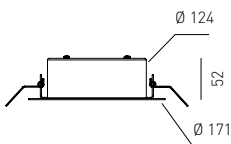
Zone	Type	Article	System compatibility	Finish	LED colour temperature	Beam options
E	3 8	100	0	04 black matt	1 3000 K 3 4000 K	2 47° 3 56°



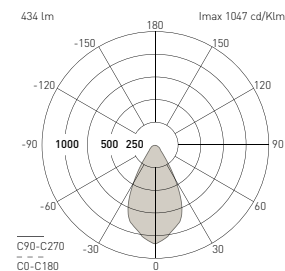
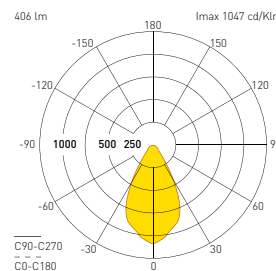
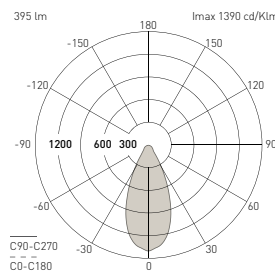
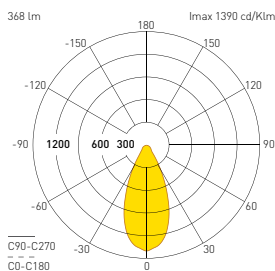
example composition code | E | 3 | 100 | 0 | 04 | 1 | 2



recessed version



TYPE 8: RECESSED VERSION
see page 62

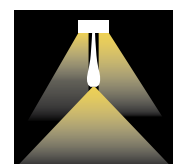
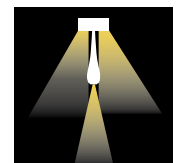


3000 K / 47°	E lux center	E lux lateral
0,5 m — ø 0,42	2047	808
1,0 m — ø 0,84	512	202
1,5 m — ø 1,25	227	90
2,0 m — ø 1,67	128	51
2,5 m — ø 2,09	82	32
3,0 m — ø 2,51	57	22

4000 K / 47°	E lux center	E lux lateral
0,5 m — ø 0,42	2197	868
1,0 m — ø 0,84	549	217
1,5 m — ø 1,25	244	96
2,0 m — ø 1,67	137	54
2,5 m — ø 2,09	88	35
3,0 m — ø 2,51	61	24

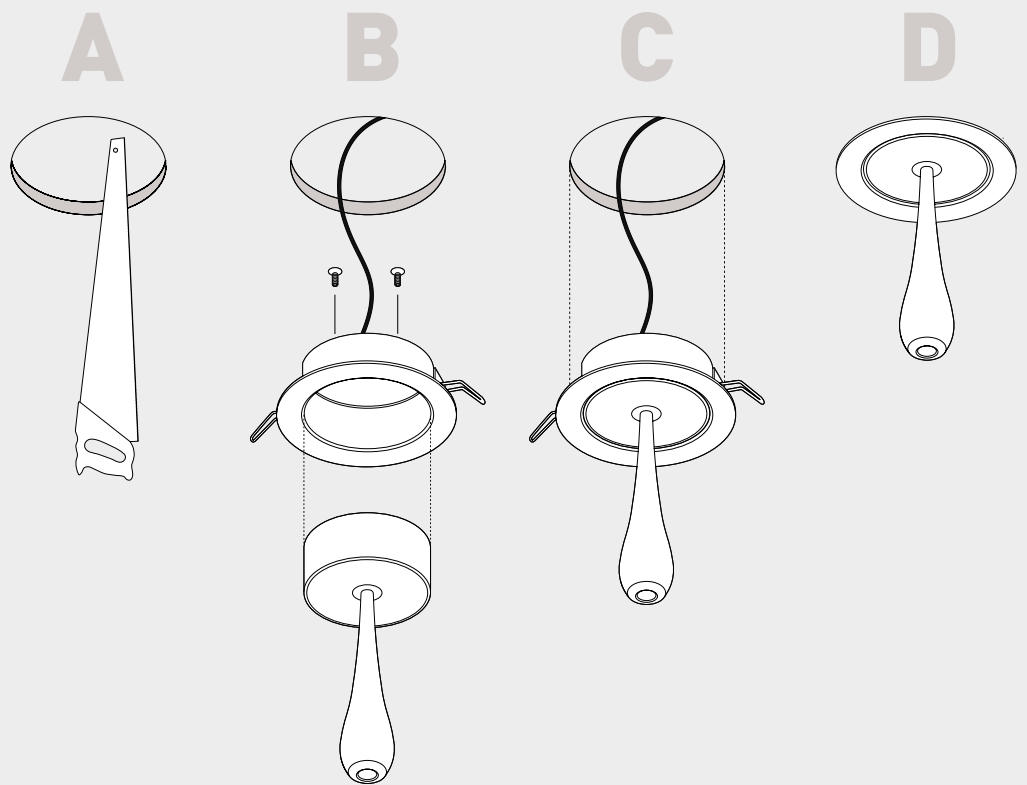
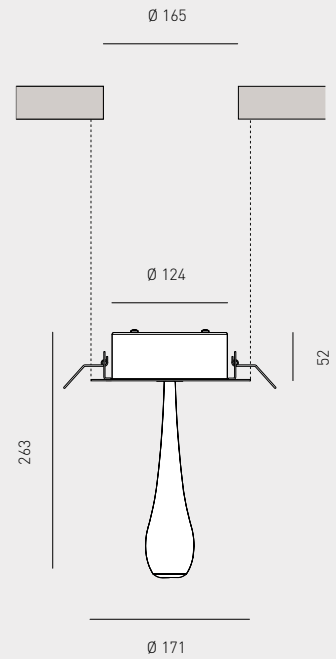
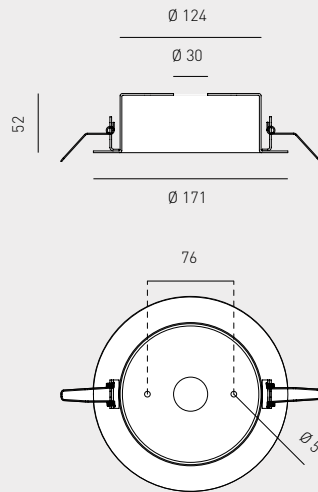
3000 K / 56°	E lux center	E lux lateral
0,5 m — ø 0,53	1702	589
1,0 m — ø 1,06	425	147
1,5 m — ø 1,60	189	65
2,0 m — ø 2,13	106	37
2,5 m — ø 2,66	68	24
3,0 m — ø 3,19	47	16

4000 K / 56°	E lux center	E lux lateral
0,5 m — ø 0,53	1819	630
1,0 m — ø 1,06	455	157
1,5 m — ø 1,60	202	70
2,0 m — ø 2,13	114	39
2,5 m — ø 2,66	73	25
3,0 m — ø 3,19	51	17





STILLA CEILING LAMP TYPE 8: RECESSED VERSION





VIRTUS CEILING LAMP

10.8 W / IP 20 / CRI>80 / PSU included



See also p. 34

94



design
Manuel Vivian

Aluminium ceiling light painted matt white RAL 9016. High Power LED 2 x 3W adjustable + LED 48 x 0.1W diffused light source.

Plafonnier en aluminium peint blanc RAL 9016 opaque avec source lumineuse High Power LED 2 x 3W orientables + LED 48 x 0,1W diffusant.

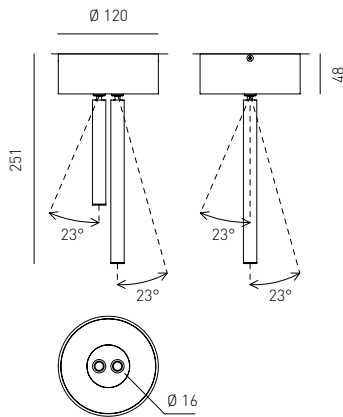
Luminaria de teto em alumínio envernizado branco RAL 9016 opaco com fonte de luz High Power LED 2 x 3W orientável + LED 48 x 0,1W difusor.

Lampada a soffitto in alluminio verniciato bianco RAL 9016 opaco con fonte luminosa High Power LED 2 x 3W orientabili + LED 48 x 0,1W diffondenti.

Deckenleuchte aus Aluminium weiß matt RAL 9016 lackiert mit Lichtquelle High Power LED 2 x 3W ausrichtbar + LED 48 x 0,1W lichtstreuend.

Lámpara de techo de aluminio pintado de color blanco RAL 9016 mate, con fuente de luz High Power LED 2 x 3W orientables + LED 48 x 0,1W difusores.

Потолочный светильник из алюминия, окрашенного в матовый белый цвет RAL 9016, с источником света в виде мощных поворачиваемых светодиодов 2 x 3 Вт и рассеивающих светодиодов 48 x 0,1 Вт.



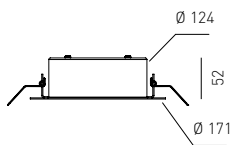
VIRTUS / 10.8 W / IP 20 / CRI>80 / PSU included

Zone	Type	Article	System compatibility	Finish	LED colour temperature	Beam options
E	3 8	101	0	07 white 9016 matt	1 3000 K 3 4000 K	2 diffused / directional

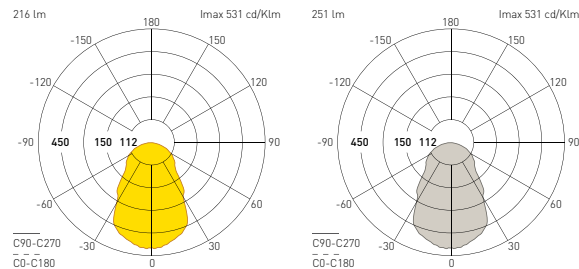
CE Intertek LED TEC DRIVER INCLUDED IP20 RoHS

example composition code | E | 3 | 101 | 0 | 07 | 1 | 2

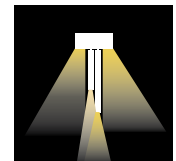
recessed version



TYPE 8: RECESSED VERSION
see page 66



Distance	Beam diameter (φ)	E lux center	E lux lateral
0,5 m	0,75	456	119
1,0 m	1,49	114	30
1,5 m	2,24	51	13
2,0 m	2,98	29	7
2,5 m	3,73	18	5
3,0 m	4,47	13	3

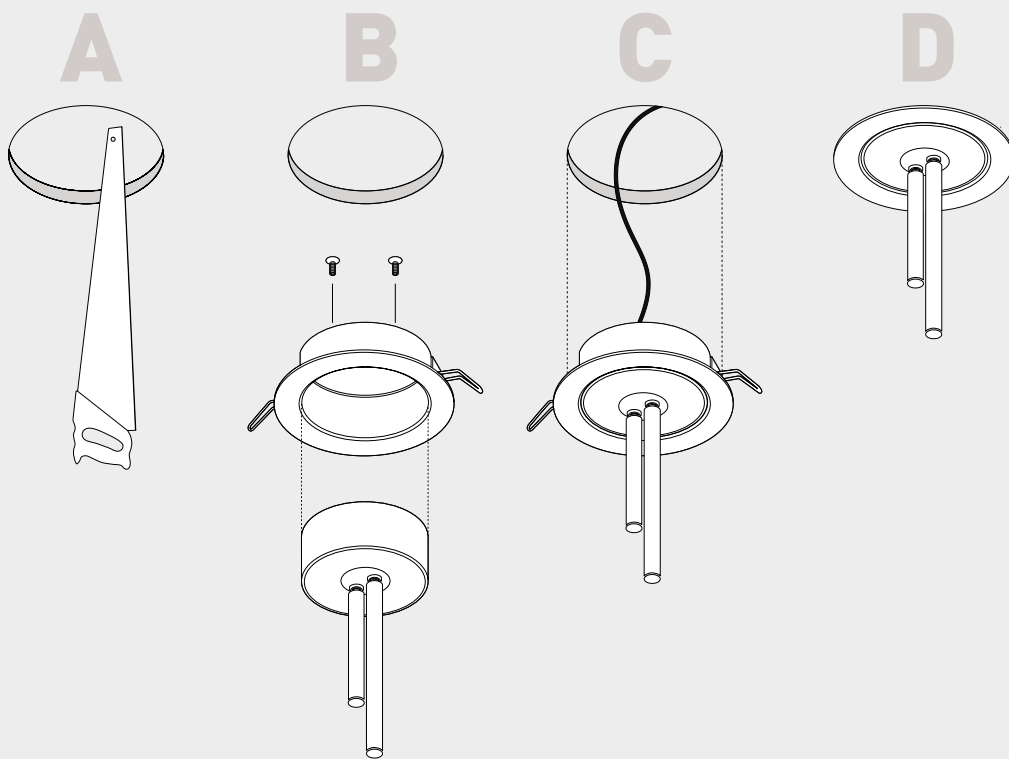
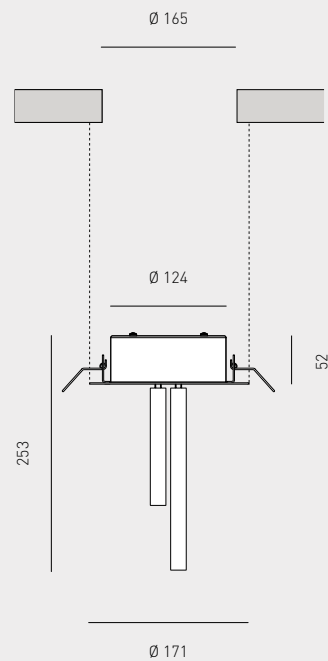
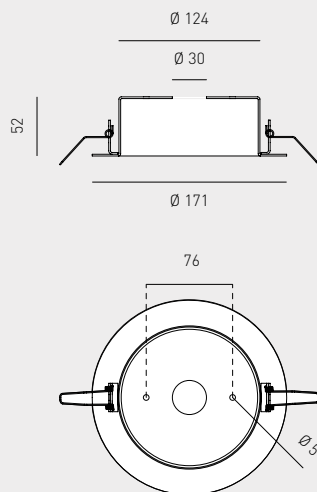





VIRTUS

CEILING LAMP

TYPE 8: RECESSED VERSION





VOLUPTAS & VOLUPTAS 140 CEILING LAMP


4 W / IP 20 / CRI>80 / PSU included



See also p. 38
40
42

70

100



design
Lorenzo Truant

Aluminium ceiling light painted matt white RAL 9016 and with rubber-coated flexible rod. High Power LED 4 x 1W light source.

Plafonnier en aluminium peint blanc RAL 9016 opaque avec manche flexible recouvert de caoutchouc. Source lumineuse High Power LED 4 x 1W.

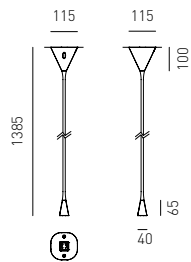
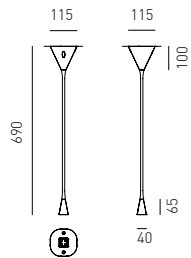
Lusminaria de teto em alumínio envernizado branco RAL 9016 opaco com haste flexível revestida em borracha. Fonte de luz High Power LED 4 x 1W.

Lampada a soffitto in alluminio verniciato bianco RAL 9016 opaco con asta flessibile rivestita in gomma. Fonte luminosa High Power LED 4 x 1W.

Deckenlampe aus Aluminium weiß matt RAL 9016 lackiert mit beweglicher Stange mit Gummi verkleidet. Lichtquelle High Power LED 4 x 1W.

Lámpara de techo de aluminio pintado de color blanco RAL 9016 mate, con eje flexible revestido de goma. Fuente de luz High Power LED 4 x 1W.

Потолочный светильник из алюминия, окрашенного в матовый белый цвет RAL 9016, с гибким стержнем, покрытым резиной. Источник света: мощные светодиоды 4 x 1 Вт.



VOLUPTAS / 4 W / IP 20 / CRI>80 / PSU included

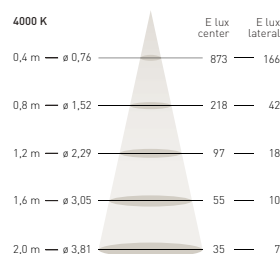
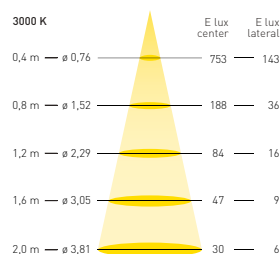
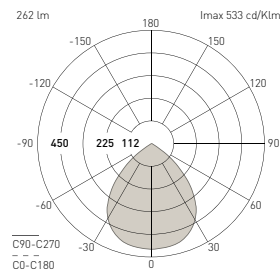
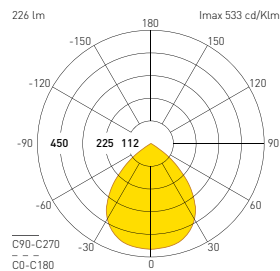
Zone	Type	Article	System compatibility	Finish	LED colour temperature	Beam options
E	3	107	0	07 white 9016 matt	1 3000 K 3 4000 K	4 diffused

VOLUPTAS 140 / 4 W / IP 20 / CRI>80 / PSU included

Zone	Type	Article	System compatibility	Finish	LED colour temperature	Beam options
E	3	108	0	07 white 9016 matt	1 3000 K 3 4000 K	4 diffused



example composition code | E | 3 | 107 | 0 | 07 | 1 | 4





VOLUPTAS 4-140 CEILING LAMP

16 W / IP 20 / CRI>80 / PSU included



See also p. 38
40
42

68

100



design
Lorenzo Truant

Aluminium ceiling light painted matt white RAL 9016 and with rubber-coated flexible rod. High Power LED 16 x 1W light source.

Plafonnier en aluminium peint blanc RAL 9016 opaque avec manche flexible recouvert de caoutchouc. Source lumineuse High Power LED 16 x 1W.

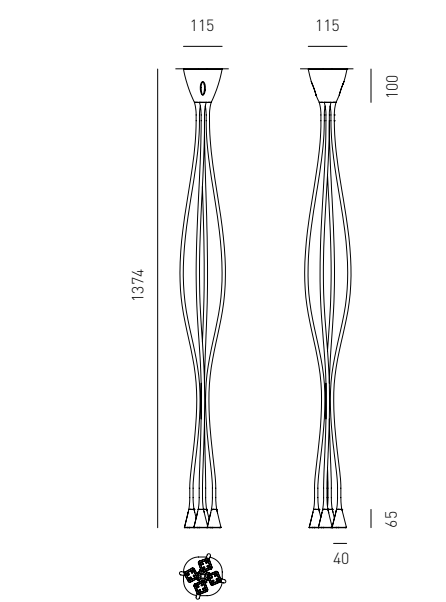
Lusminaria de teto em alumínio envernizado branco RAL 9016 opaco com haste flexível revestida em borracha. Fonte de luz High Power LED 16 x 1W.

Lampada a soffitto in alluminio verniciato bianco RAL 9016 opaco con asta flessibile rivestita in gomma. Fonte luminosa High Power LED 16 x 1W.

Deckenlampe aus Aluminium weiß matt RAL 9016 lackiert mit beweglicher Stange mit Gummi verkleidet. Lichtquelle High Power LED 16 x 1W.

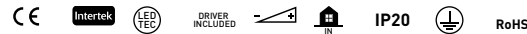
Lámpara de techo de aluminio pintado de color blanco RAL 9016 mate, con eje flexible revestido de goma. Fuente de luz High Power LED 16 x 1W.

Потолочный светильник из алюминия, окрашенного в матовый белый цвет RAL 9016, с гибким стержнем, покрытым резиной. Источник света: мощные светодиоды 16 x 1 Вт.

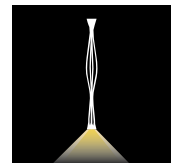
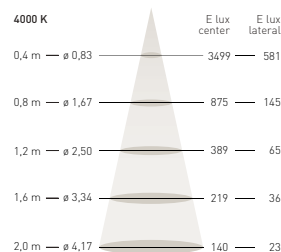
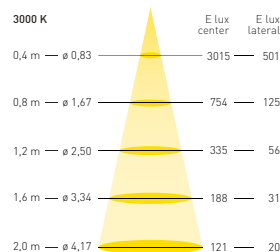
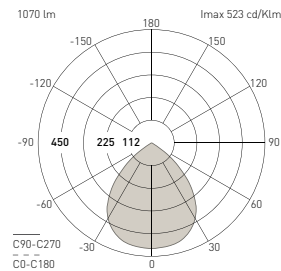
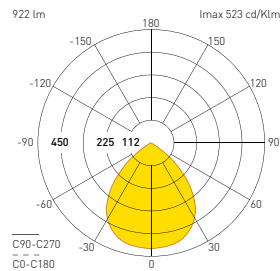


VOLUPTAS 4 - 140 / 16 W / IP 20 / CRI>80 / PSU included

Zone	Type	Article	System compatibility	Finish	LED colour temperature	Beam options
E	3	109	0	07 white 9016 matt	1 3000 K 3 4000 K	4 diffused



example composition code | E | 3 | 109 | 0 | 07 | 1 | 4





FAVILLA CEILING LAMP

9 W / IP 20 / CRI>80 / PSU included



See also

p. 20
22

74

78

104
106



design
Manuel Vivian

Adjustable wall or ceiling light or spotlight in cast aluminium painted matt black or matt white RAL 9016. High Power LED 1 x 9W light source.

Applique ou plafonnier ou spot en fonte d'aluminium peinte noir opaque ou peint blanc RAL 9016 opaque orientable. Source lumineuse High Power LED 1 x 9W.

Luminaria pendente de parede e teto o projetor em alumínio fundido envernizado preto opaco ou então envernizado branco RAL 9016 opaco direcionável. Fonte de luz High Power LED 1 x 9W.

Lampada a parete o a soffitto o proiettore in alluminio in fusione verniciato nero opaco oppure bianco RAL 9016 opaco orientabile. Fonte luminosa High Power LED 1 x 9W.

Decken- oder Wandleuchte oder Strahler aus Aluminiumguss schwarz matt oder weiß matt RAL 9016 lackiert, ausrichtbar. Lichtquelle High Power LED 1 x 9W.

Lámpara de pared o de techo o proyector de aluminio fundido pintado de color negro mate o bien pintado de color blanco RAL 9016, orientable. Fuente de luz High Power LED 1 x 9W.

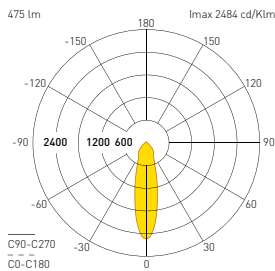
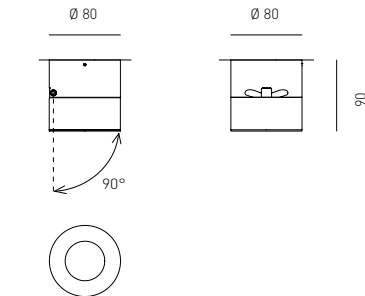
Настенный, потолочный светильник или прожектор из литого алюминия, окрашенного черной матовой краской или в матовый белый цвет RAL 9016, поворачиваемый. Источник света: мощный светодиод 1 x 9 Вт.

FAVILLA / 9 W / IP 20 / CRI >80 / PSU included

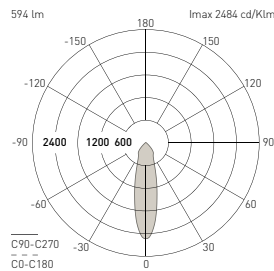
Zone	Type	Article	System compatibility	Finish	LED colour temperature	Beam options
E	6	105	0	04 black matt	1 3000 K	1 24°
			6	07 white 9016 matt	3 4000 K	3 50°

CE Intertek LED TEST DRIVER INCLUDED IN IP20 RoHS

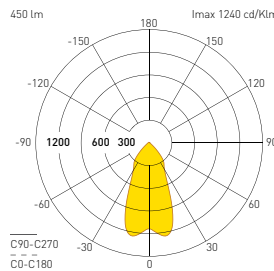
example composition code | E | 6 | 105 | 0 | 04 | 1 | 1



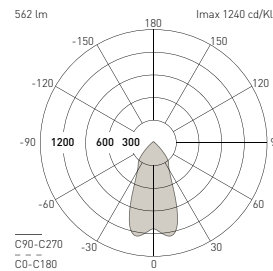
Distance	Beam diameter	E lux center	E lux lateral
0,5 m	ø 0,23	4827	2251
1,0 m	ø 0,46	1207	563
1,5 m	ø 0,69	536	250
2,0 m	ø 0,92	302	141
2,5 m	ø 1,15	193	90
3,0 m	ø 1,39	134	63




Distance	Beam diameter	E lux center	E lux lateral
0,5 m	ø 0,23	6037	2814
1,0 m	ø 0,46	1509	704
1,5 m	ø 0,69	671	313
2,0 m	ø 0,92	377	176
2,5 m	ø 1,15	241	113
3,0 m	ø 1,39	168	78



Distance	Beam diameter	E lux center	E lux lateral
0,5 m	ø 0,43	2059	879
1,0 m	ø 0,87	515	220
1,5 m	ø 1,30	229	98
2,0 m	ø 1,73	129	55
2,5 m	ø 2,16	82	35
3,0 m	ø 2,60	57	24



Distance	Beam diameter	E lux center	E lux lateral
0,5 m	ø 0,43	2572	1098
1,0 m	ø 0,87	643	275
1,5 m	ø 1,30	286	122
2,0 m	ø 1,73	161	69
2,5 m	ø 2,16	103	44
3,0 m	ø 2,60	71	31





FAVILLA RECESSED CEILING LAMP

9 W / 700mA / IP 20 / CRI>80 / PSU not included



See also p. 20 22 72 78 104 106



design
Manuel Vivian

Adjustable wall or ceiling light or spotlight in cast aluminium painted matt black. High Power LED 1 x 9W light source.

Applique ou plafonnier ou spot en fonte d'aluminium peinte noir opaque orientable. Source lumineuse High Power LED 1 x 9W.

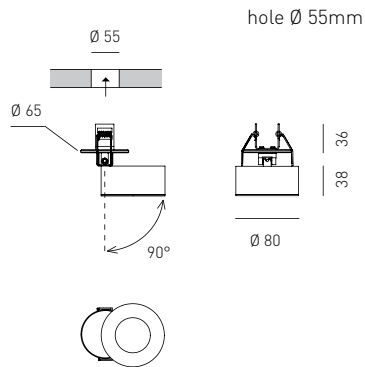
Luminaria pendente de parede e teto o projetor em alumínio fundido envernizado preto opaco direcionável. Fonte de luz High Power LED 1 x 9W.

Lampada a parete o a soffitto o proiettore in alluminio in fusione verniciato nero opaco orientabile. Fonte luminosa High Power LED 1 x 9W.

Decken- oder Wandleuchte oder Strahler aus Aluminiumguss schwarz matt lackiert, ausrichtbar. Lichtquelle High Power LED 1 x 9W.

Lámpara de pared o de techo o proyector de aluminio fundido pintado de color negro mate, orientable. Fuente de luz High Power LED 1 x 9W.

Настенный, потолочный светильник или прожектор из литого алюминия, окрашенного черной матовой краской, поворачиваемый. Источник света: мощный светодиод 1 x 9 Вт.



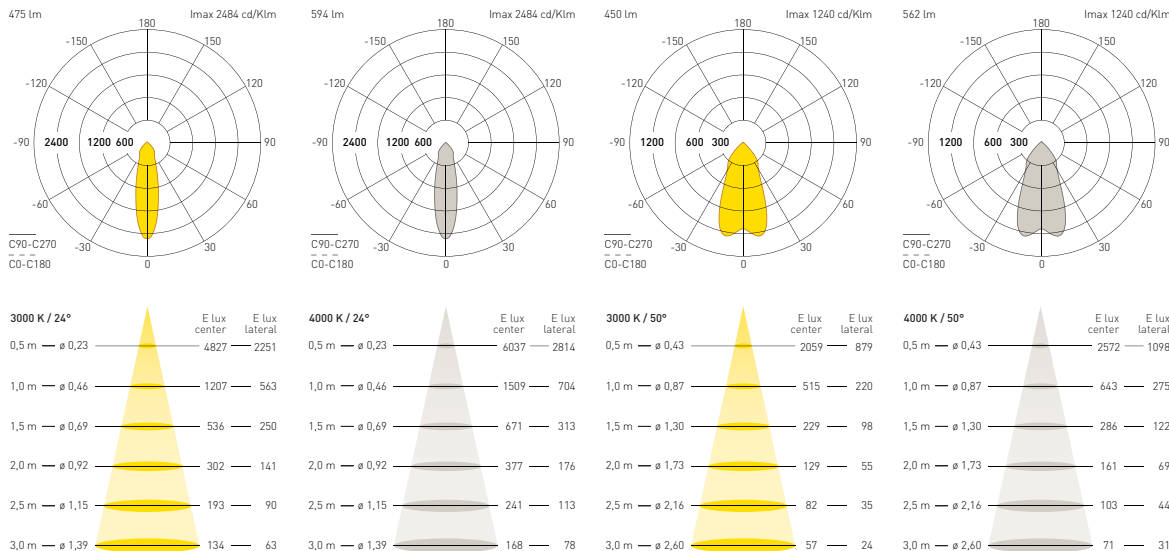
FAVILLA RECESSED / 9 W / 700mA / IP 20 / CRI >80 / PSU not included

Zone	Type	Article	System compatibility	Finish	LED colour temperature	Beam options
E	8	105	4	04 black matt	1 3000 K 3 4000 K	1 24° 3 50°



example composition code | E | 8 | 105 | 4 | 04 | 1 | 1

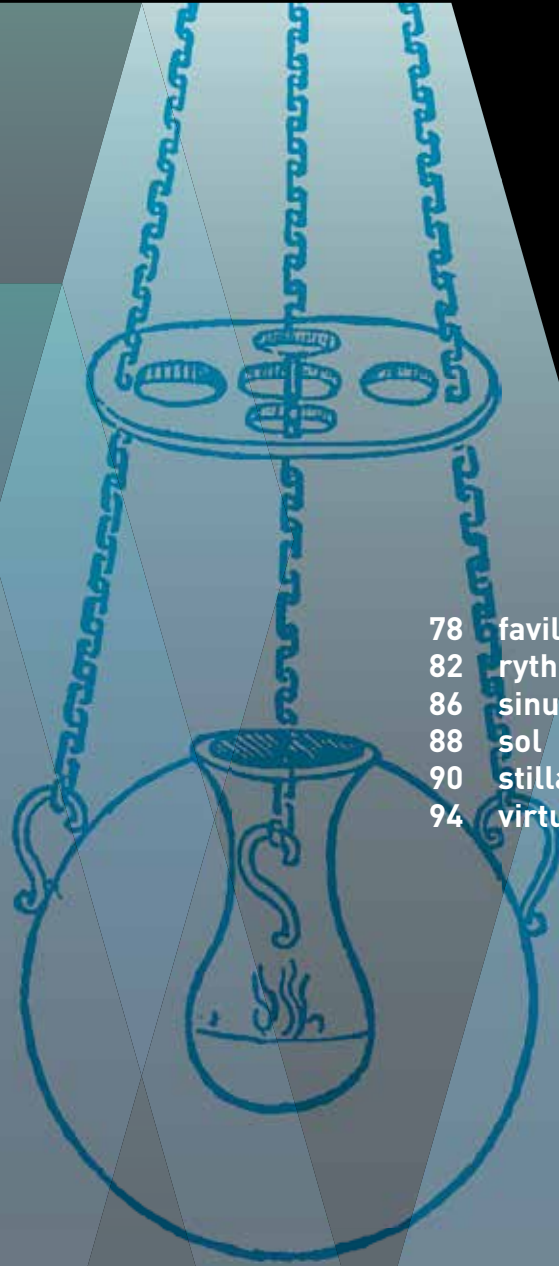
Collegare in serie. Cavo 1500 mm.
Wire in series. Cable 1500 mm.







INDOOR
DECO
SUSPENSION



78 favilla
82 rythmos
86 sinus
88 sol
90 stilla
94 virtus



FAVILLA SUSPENSION LAMP

9 W / 700mA / IP 20 / CRI>80 / PSU included



See also

p. 20
22

72
74

104
106



design
Manuel Vivian

Cast aluminium suspension painted matt black with rigid rod and adjustable head. High Power LED 1 x 9W light source.

Suspension en fonte d'aluminium peinte noir opaque avec tige droit et tête orientable. Source lumineuse High Power LED 1 x 9w.

Luminaria pedente em alumínio fundido envernizado preto opaco com haste rígida e cabeça orientável. Fonte de luz High Power LED 1 x 9W.

Sospensione in alluminio in fusione verniciato nero opaco con asta rigida e testa orientabile. Fonte luminosa High Power LED 1 x 9W.

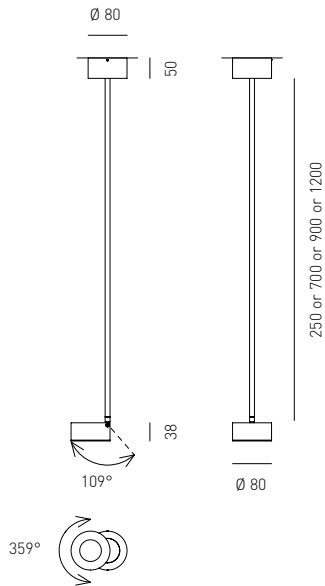
Pendelleuchte aus Aluminiumguss schwarz matt lackiert mit fixer Abhängung und ausrichtbarem Strahler. Lichtquelle High Power LED 1 x 9W.

Suspensión de aluminio fundido pintado de color negro mate, con eje rígido y cabeza orientable. Fuente de luz High Power LED 1 x 9W.

Подвесной светильник из литого алюминия, окрашенного черной матовой краской, с жестким стержнем и поворачиваемой головкой. Источник света: мощный светодиод 1 x 9 Вт.

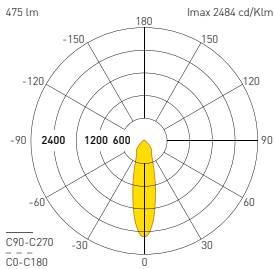
FAVILLA / 9 W / 700mA / IP 20 / CRI >80 / PSU included

Zone	Type	Article	System compatibility	Finish	LED colour temperature	Beam options	Rod options
E	2	105	1 4 6	04 black matt	1 3000 K 3 4000 K	1 24° 3 50°	25 250mm 70 700mm 90 900mm 120 1200mm

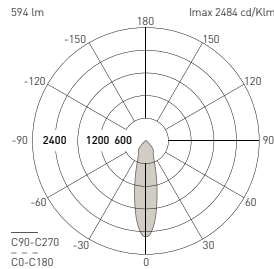


CE Intertek LED TEC DRIVER INCLUDED IP20 RoHS *DRIVER EXCLUDED / with separate PSU / wire in series

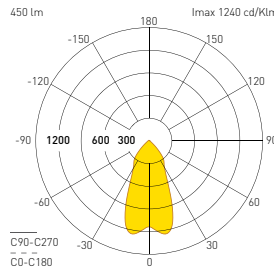
example composition code | E | 2 | 105 | 4 | 04 | 3 | 1 / 25 (250 mm rod)
 | E | 2 | 105 | 1 | 04 | 1 | 1 / 70 (700 mm rod)
 | E | 2 | 105 | 1 | 04 | 1 | 1 / 90 (900 mm rod)
 | E | 2 | 105 | 1 | 04 | 1 | 1 / 120 (1200 mm rod)



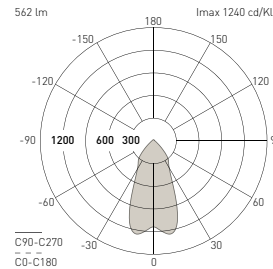
Beam diameter (m)	E lux center	E lux lateral
0,5 m — ø 0,23	4827	2251
1,0 m — ø 0,46	1207	563
1,5 m — ø 0,69	536	250
2,0 m — ø 0,92	302	141
2,5 m — ø 1,15	193	90
3,0 m — ø 1,39	134	63




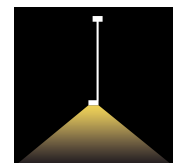

Beam diameter (m)	E lux center	E lux lateral
0,5 m — ø 0,23	6037	2814
1,0 m — ø 0,46	1509	704
1,5 m — ø 0,69	671	313
2,0 m — ø 0,92	377	176
2,5 m — ø 1,15	241	113
3,0 m — ø 1,39	168	78



Beam diameter (m)	E lux center	E lux lateral
0,5 m — ø 0,43	2059	879
1,0 m — ø 0,87	515	220
1,5 m — ø 1,30	229	98
2,0 m — ø 1,73	129	55
2,5 m — ø 2,16	82	35
3,0 m — ø 2,60	57	24



Beam diameter (m)	E lux center	E lux lateral
0,5 m — ø 0,43	2572	1098
1,0 m — ø 0,87	643	275
1,5 m — ø 1,30	286	122
2,0 m — ø 1,73	161	69
2,5 m — ø 2,16	103	44
3,0 m — ø 2,60	71	31





FAVILLA

SUSPENSION LAMP

RODS DIMENSIONS EXAMPLE

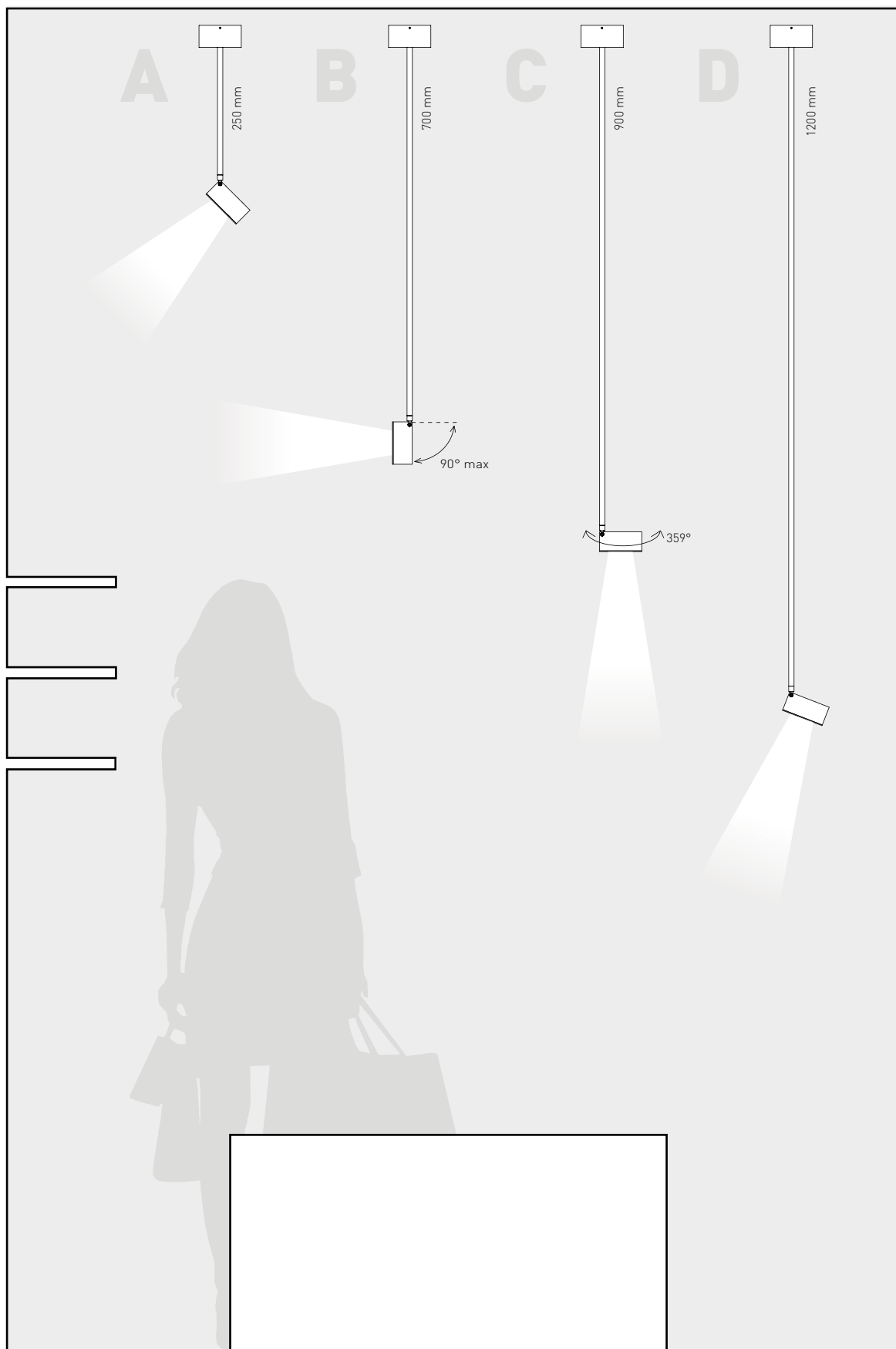
Composition code example:

E 2 105 1 04 1 1 /25
(for 250 mm rod)

E 2 105 1 04 1 1 /70
(for 700 mm rod)

E 2 105 1 04 1 1 /90
(for 900 mm rod)

E 2 105 1 04 1 1 /120
(for 1200 mm rod)

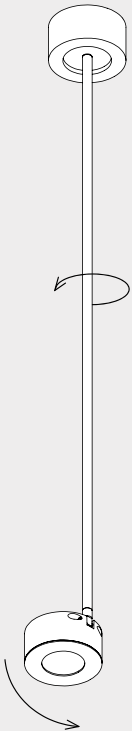




SYSTEM COMPATIBILITY

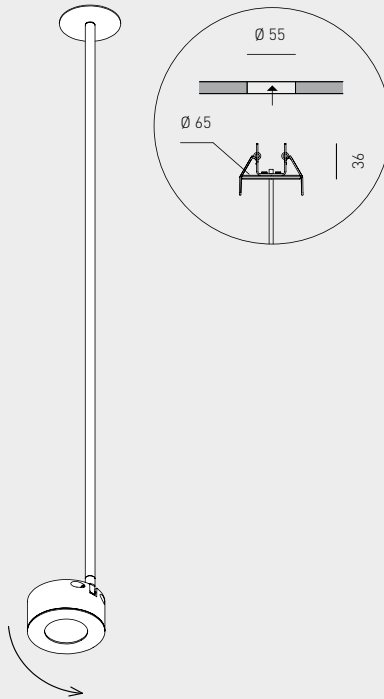
1

system compatibility 1:
monopoint



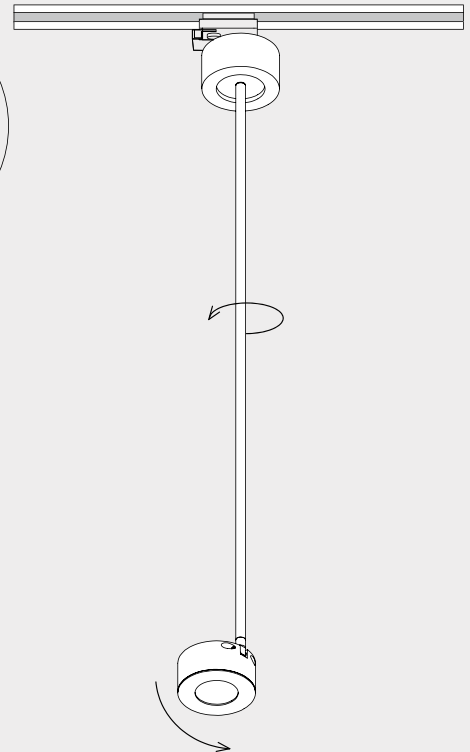
4

system compatibility 4:
recessed
(driver excluded)
see page 173



6

system compatibility 6:
track 220 V (track not included)



RYTHMOS SUSPENSION LAMP

9 W (mono emitting) / IP 20 / CRI>85 / PSU included
15 W (bi-emitting) / IP 20 / CRI>85 / PSU included



See also p. 24
28



design
S. & R. Cornelissen

Metal suspended light painted matt white RAL 9016. Mid Power LED 18 x 0,5W (downlight) or 18 x 0,5W (downlight) + 12 x 0,5W (uplight) light source.

Suspension en métal peint blanc RAL 9016 opaque. Source lumineuse Mid Power LED 18 x 0,5W (downlight) ou 18 x 0,5W (downlight) + 12 x 0,5W (uplight).

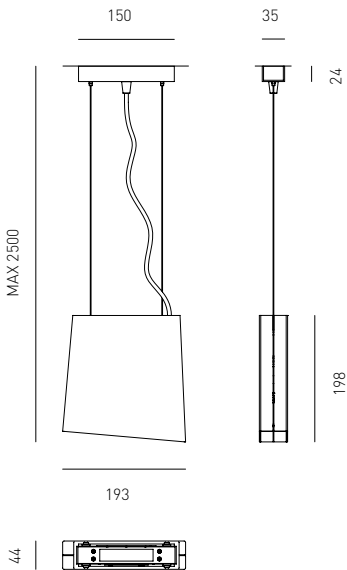
Luminaria pendente em metal envernizado branco RAL 9016 opaco. Fonte de luz Mid Power LED 18 x 0,5W (downlight) ou então 18 x 0,5W (downlight) + 12 x 0,5W (uplight).

Sospensione in metallo verniciato bianco RAL 9016 opaco. Fonte luminosa Mid Power LED 18 x 0,5W (downlight) oppure 18 x 0,5W (downlight) + 12 x 0,5W (uplight).

Pendelleuchte aus Metall weiß matt RAL 9016 lackiert. Lichtquelle Mid Power LED 18 x 0,5W (downlight) oder 18 x 0,5W (downlight) + 12 x 0,5W (uplight).

Suspensión de metal pintado de color blanco RAL 9016 mate. Fuente de luz Mid Power LED 18 x 0,5W (downlight) o bien 18 x 0,5W (downlight) + 12 x 0,5W (uplight).

Подвесной светильник из металла, окрашенного в матовый белый цвет RAL 9016. Источник света: светодиоды средней мощности 18 x 0,5 Вт (нижний свет) или 18 x 0,5 Вт (нижний свет) + 12 x 0,5 Вт (верхний свет).

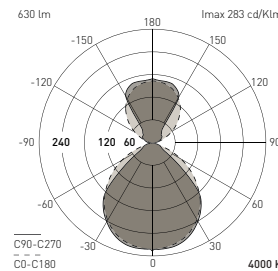
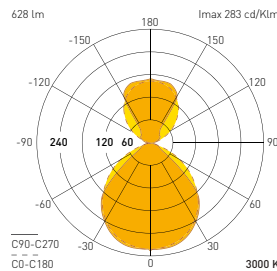
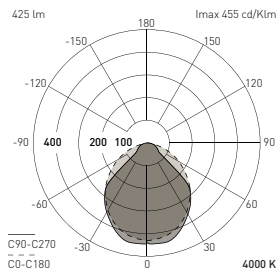
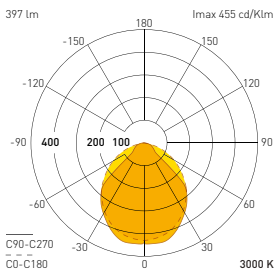


RYTHMOS / 9 W (mono emitting) or 15 W (bi-emitting) / IP 20 / CRI>85 / PSU included

Zone	Type	Article	System compatibility	Finish	LED colour temperature	Beam options
E	2	115	1	07 white 9016 matt	1 3000 K	4 diffused
		116	6		3 4000 K	

CE Intertek LED TEC DRIVER INCLUDED IP20 RoHS

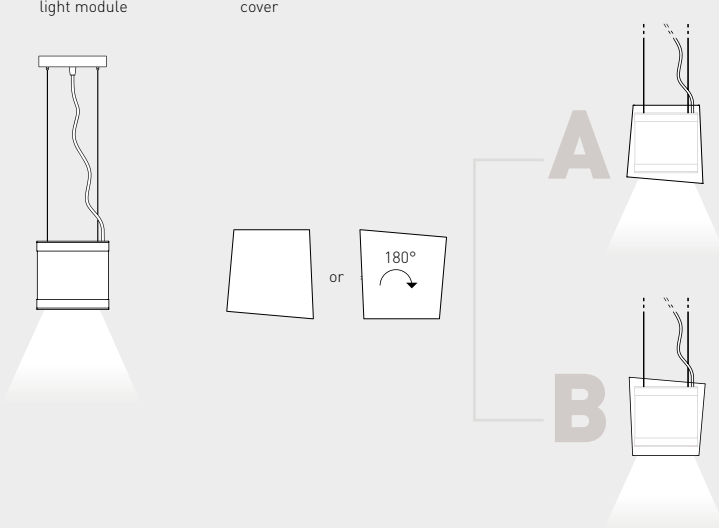
example composition code | E | 2 | 115 | 1 | 07 | 1 | 4



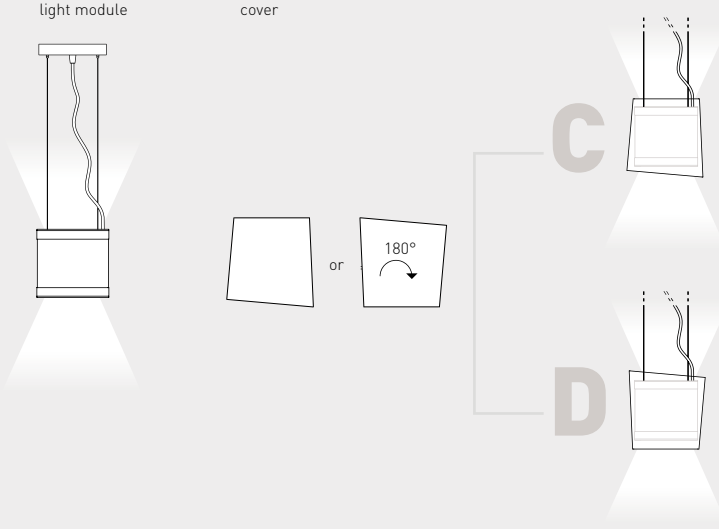


RYTHMOS SUSPENSION LAMP

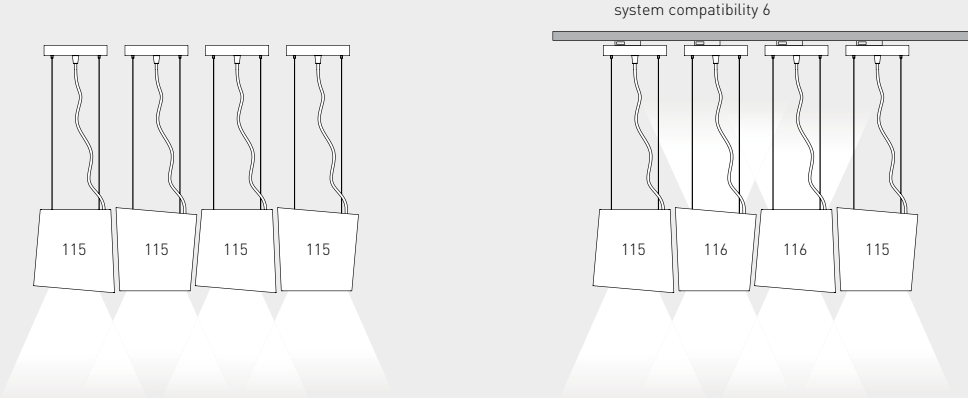
115 monoemitting



116 biemitting



Example of composition





SINUS SUSPENSION LAMP

9 W / IP 20 / CRI>85 / PSU included



See also p. 46
140



design
Manuel Vivian

Suspended light in cast zinc alloy painted wrinkled white RAL 9016. High Power LED 6 x 1.5W light source.

Suspension en alliage de zinc peint blanc RAL 9016 rugueux avec source lumineuse High Power LED 6 x 1,5W.

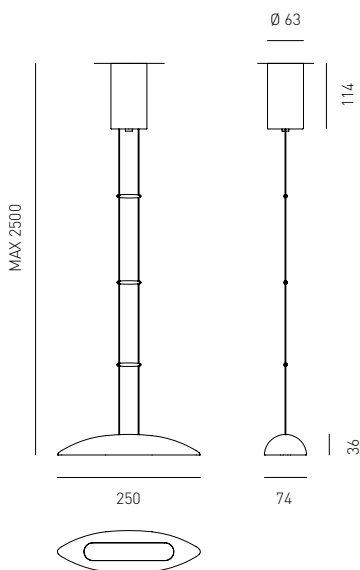
Luminaria pendente fundida em liga de zinco envernizado branco RAL 9016 enrugado com fonte luminosa High Power LED 6 x 1,5W.

Sospensione in fusione in lega di zinco verniciato bianco RAL 9016 raggrinzato con fonte luminosa High Power LED 6 x 1,5W.

Pendelleuchte aus Zinklegierungsguss weiß RAL 9016 rauh lackiert mit Lichtquelle High Power LED 6 x 1,5W.

Suspensión de aleación de zinc fundido, pintado de color blanco RAL 9016 con acabado rugoso, con fuente de luz High Power LED 6 x 1,5W.

Подвесной светильник из литого цинкового сплава, окрашенного в белый цвет RAL 9016, фактурное покрытие, с источником света в виде мощного светодиода 6 x 1,5 Вт.

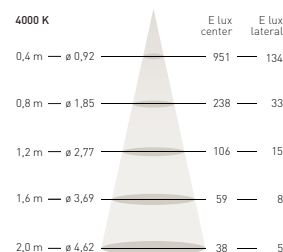
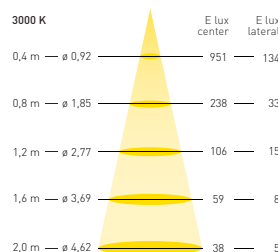
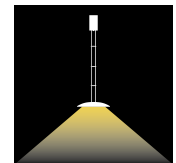
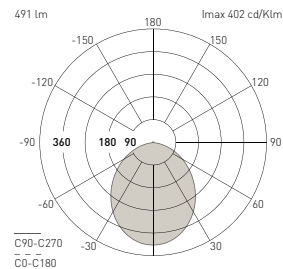
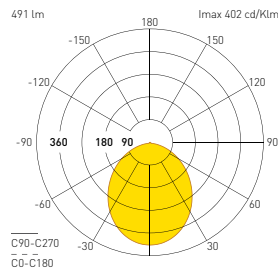


SINUS / 9 W / IP 20 / CRI>85 / PSU included

Zone	Type	Article	System compatibility	Finish	LED colour temperature	Beam options
E	2	106	1	06 white 9016 wrinkled	1 3000 K 3 4000 K	4 diffused



example composition code | E | 2 | 106 | 1 | 06 | 1 | 4





SOL SUSPENSION LAMP

16 W / IP 20 / CRI>80 / PSU included



See also p. 48
142

58



design
Manuel Vivian

Cast aluminium suspension painted wrinkled white RAL 9016. High Power LED 1 x 8W (uplight) + 1 x 8W (downlight) light source.

Suspension en fonte d'aluminium peinte blanc RAL 9016 rugueux avec source lumineuse High Power LED 1 x 8W (uplight) + 1 x 8W (downlight).

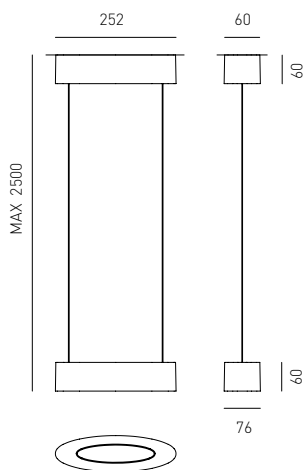
Luminaria pendente em alumínio fundido envernizado branco RAL 9016 enrugado com fonte de luz High Power LED 1 x 8W (uplight) + 1 x 8W (downlight).

Sospensione in alluminio in fusione verniciato bianco RAL 9016 raggrinzato con fonte luminosa High Power LED 1 x 8W (uplight) + 1 x 8W (downlight).

Pendelleuchte aus Aluminiumguss weiß RAL 9016 rauh lackiert mit Lichtquelle High Power LED 1 x 8W (uplight) + 1 x 8W (downlight).

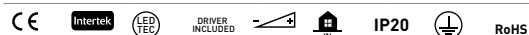
Suspensión de aluminio fundido pintado de color blanco RAL 9016, acabado rugoso, con fuente de luz High Power LED 1 x 8W (uplight) + 1 x 8W (downlight).

Подвесной светильник из литого алюминия, окрашенного в белый цвет RAL 9016, фактурное покрытие, источник света в виде мощного светодиода 1 x 8 Вт (верхний свет) + 1 x 8 Вт (нижний свет).

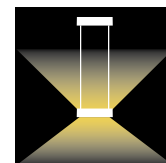
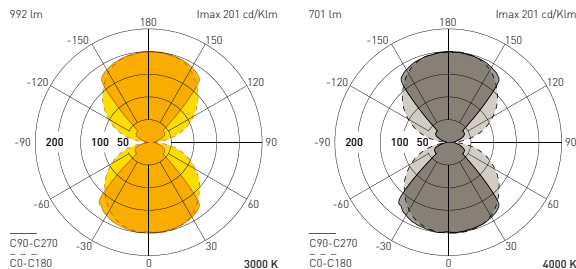


SOL / 16 W / IP 20 / CRI>80 / PSU included

Zone	Type	Article	System compatibility	Finish	LED colour temperature	Beam options
E	2	104	1	06 white 9016 wrinkled	1 3000 K 3 4000 K	4 diffused



example composition code | E | 2 | 104 | 1 | 06 | 1 | 4





STILLA SUSPENSION LAMP

7 W / 350mA / IP20 / CRI>85 / PSU included



See also p. 32

60



design
Manuel Vivian

Cast aluminium suspended light painted matt black with light source High Power LED 1 x 7W.

Suspension en fonte d'aluminium peinte noir opaque avec source lumineuse High Power LED 1 x 7W.

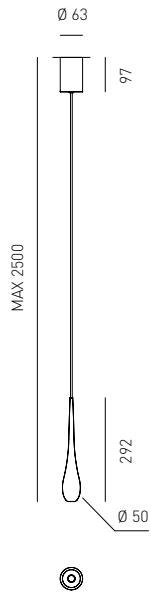
Luminaria pendente em alumínio fundido envernizado preto opaco com fonte de luz High Power LED 1 x 7W.

Sospensione in alluminio in fusione verniciato nero opaco con fonte luminosa High Power LED 1 x 7W.

Pendelleuchte aus Aluminiumguss schwarz matt lackiert mit Lichtquelle High Power LED 1 x 7W.

Suspensión de aluminio fundido pintado de color negro mate, con fuente de luz High Power LED 1 x 7W.

Подвесной светильник из литого алюминия, окрашенного матовой черной краской, с мощным светодиодом 1 x 7 Вт.

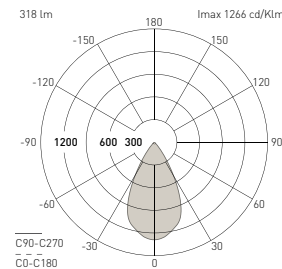
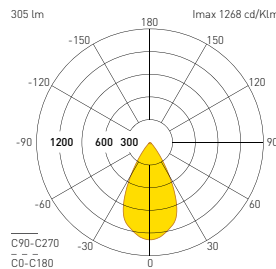
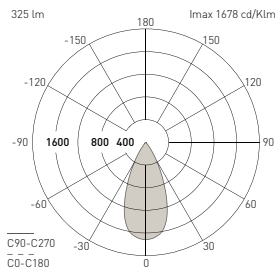
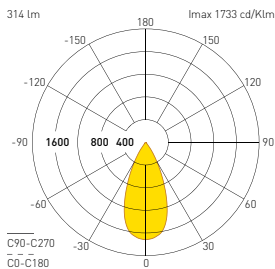


STILLA / 7 W / 350mA / IP20 / CRI>85 / PSU included

Zone	Type	Article	System compatibility	Finish	LED colour temperature	Beam options
E	2	100	1 4 6	04 black matt	1 3000 K 3 4000 K	2 47° 3 56°

CE Intertek LED TEC DRIVER INCLUDED IN IP20 RoHS *DRIVER EXCLUDED / wire in series

example composition code | E | 2 | 100 | 1 | 04 | 1 | 2



3000 K / 47°

Distance	E lux center	E lux lateral
0,5 m — ø 0,42	2178	862
1,0 m — ø 0,83	544	216
1,5 m — ø 1,25	242	96
2,0 m — ø 1,67	136	54
2,5 m — ø 2,08	87	34
3,0 m — ø 2,50	60	24

4000 K / 47°

Distance	E lux center	E lux lateral
0,5 m — ø 0,42	2182	864
1,0 m — ø 0,83	545	216
1,5 m — ø 1,25	242	96
2,0 m — ø 1,67	136	54
2,5 m — ø 2,08	87	35
3,0 m — ø 2,50	61	24

3000 K / 56°

Distance	E lux center	E lux lateral
0,5 m — ø 0,52	1546	543
1,0 m — ø 1,04	387	136
1,5 m — ø 1,56	172	60
2,0 m — ø 2,07	97	34
2,5 m — ø 2,59	62	22
3,0 m — ø 3,11	43	15

4000 K / 56°

Distance	E lux center	E lux lateral
0,5 m — ø 0,52	1609	565
1,0 m — ø 1,04	402	141
1,5 m — ø 1,56	179	63
2,0 m — ø 2,07	101	35
2,5 m — ø 2,59	64	23
3,0 m — ø 3,11	45	16





STILLA

SUSPENSION LAMP

SYSTEM COMPATIBILITY




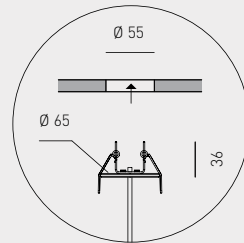
1

System compatibility 1:
monopoint



4

System compatibility 4:
recessed
(driver excluded)
see page 170



6

System compatibility 6:
track 220 V
(track not included)



VIRTUS SUSPENSION LAMP

3 W / 700mA / IP 20 / CRI>80 / PSU included



See also p. 34

64



design
Manuel Vivian

Aluminium suspended light painted matt white RAL 9016 with light source High Power LED 1 x 3W. Adjustable beam.

Suspension en aluminium peint blanc RAL 9016 opaque avec source lumineuse High Power LED 1 x 3W. Faisceau lumineux réglable.

Luminaria pendente em alumínio envernizado branco RAL 9016 opaco com fonte de luz High Power LED 1 x 3W. Facho de luz regulável.

Sospensione in alluminio verniciato bianco RAL 9016 opaco con fonte luminosa High Power LED 1 x 3W. Fascio luminoso regolabile.

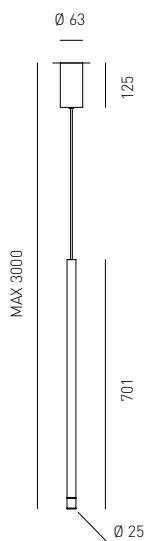
Pendelleuchte aus Aluminium weiß matt RAL 9016 lackiert mit Lichtquelle High Power LED 1 x 3W. Lichtwinkel regulierbar.

Suspensión de aluminio pintado de color blanco RAL 9016 mate, con fuente de luz High Power LED 1 x 3W. Haz de luz regulable.

Подвесной светильник из алюминия, окрашенного в матовый белый цвет RAL 9016, с источником света в виде мощного светодиода 1 x 3 Вт. Регулируемая полоса света.

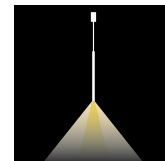
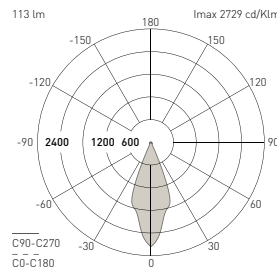
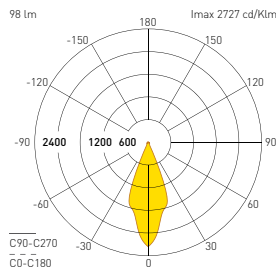
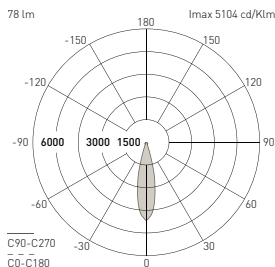
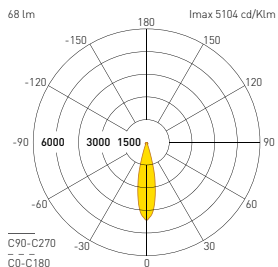
VIRTUS / 3 W / 700mA / IP 20 / CRI>80 / PSU included

Zone	Type	Article	System compatibility	Finish	LED colour temperature	Beam options
E	2	101	1 4 6 7	07 white 9016 matt	1 3000 K 3 4000 K	5 adjustable



CE Intertek LED TEC DRIVER INCLUDED IP20 RoHS *DRIVER EXCLUDED / PSU / wire in series

example composition code | E | 2 | 101 | 1 | 07 | 1 | 5



3000 K / Narrow	E lux center	E lux lateral
0,5 m - ø 0,21	1368	642
1,0 m - ø 0,43	342	160
1,5 m - ø 0,64	152	71
2,0 m - ø 0,85	86	40
2,5 m - ø 1,06	55	26
3,0 m - ø 1,28	38	18

4000 K / Narrow	E lux center	E lux lateral
0,5 m - ø 0,21	1593	747
1,0 m - ø 0,43	398	187
1,5 m - ø 0,64	177	83
2,0 m - ø 0,85	100	47
2,5 m - ø 1,06	64	30
3,0 m - ø 1,28	44	21

3000 K / Wide	E lux center	E lux lateral
0,5 m - ø 0,36	1058	443
1,0 m - ø 0,71	265	111
1,5 m - ø 1,07	118	49
2,0 m - ø 1,42	66	28
2,5 m - ø 1,78	42	18
3,0 m - ø 2,14	29	12

4000 K / Wide	E lux center	E lux lateral
0,5 m - ø 0,36	1234	517
1,0 m - ø 0,71	380	129
1,5 m - ø 1,07	137	57
2,0 m - ø 1,42	77	32
2,5 m - ø 1,78	49	21
3,0 m - ø 2,14	34	14



VIRTUS

SUSPENSION LAMP

SYSTEM COMPATIBILITY



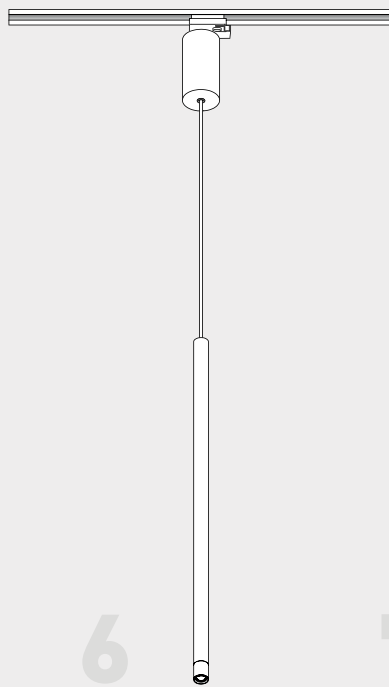
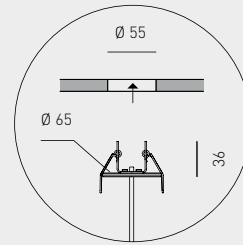
1

System compatibility 1:
monopoint



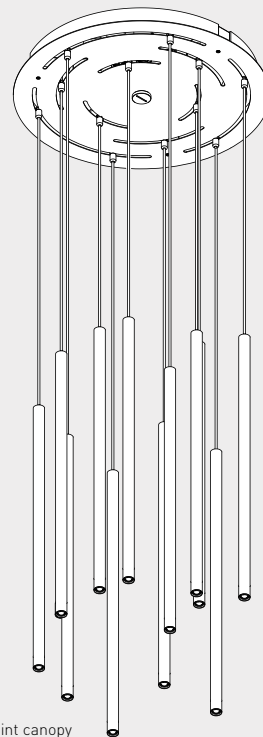
4

System compatibility 4:
recessed
(driver excluded)
see page 173



6


System compatibility 6:
track 220 V
(track not included)



7

System compatibility 7:
suspension for multipoint canopy
(driver excluded)

for multipoint canopy
see page 178



Adjustable beam: wide



Adjustable beam: narrow

INDOOR DECO TABLE



100 voluptas



VOLUPTAS TABLE LAMP

4 W / IP 20 / CRI > 80 / PSU included



See also p. 38
40
42

68
70



design
Lorenzo Truant

Aluminium table lamp painted matt white RAL 9016 and with rubber-coated flexible rod. High Power LED 4 x 1W light source.

Lampe de table en aluminium peint blanc RAL 9016 opaque avec manche flexible recouvert de caoutchouc. Source lumineuse High Power LED 4 x 1W.

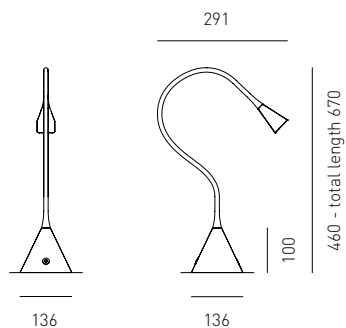
Luminaria de mesa em alumínio envernizada branca RAL 9016 opaca com haste flexível revestida em borracha. Fonte de luz High Power LED 4 x 1W.

Lampada da tavolo in alluminio verniciato bianco RAL 9016 opaco con asta flessibile rivestita in gomma. Fonte luminosa High Power LED 4 x 1W.

Tischlampe aus Aluminium weiß matt RAL 9016 lackiert mit beweglicher Stange mit Gummi verkleidet. Lichtquelle High Power LED 4 x 1W.

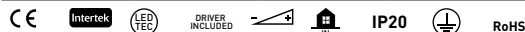
Lámpara de mesa de aluminio pintado de color blanco RAL 9016 mate, con eje flexible revestido de goma. Fuente de luz High Power LED 4 x 1W.

Настольная лампа из алюминия, окрашенного в матовый белый цвет RAL 9016, с гибким стержнем, покрытым резиной. Источник света: мощные светодиоды 4 x 1 Вт.

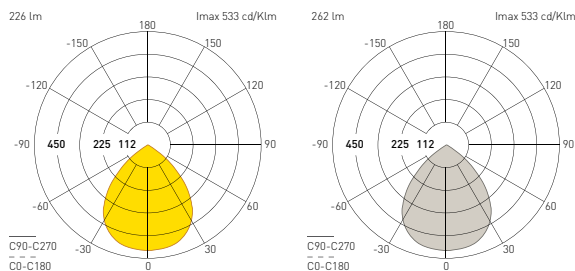


VOLUPTAS / 4 W / IP 20 / CRI>80 / PSU included

Zone	Type	Article	System compatibility	Finish	LED colour temperature	Beam options
E	5	107	0	07 white 9016 matt	1 3000 K 3 4000 K	4 diffused



example composition code | E | 5 | 107 | 0 | 07 | 1 | 4



3000 K	E lux center	E lux lateral	4000 K	E lux center	E lux lateral
0,4 m — ø 0,76	753	143	0,4 m — ø 0,76	873	166
0,8 m — ø 1,52	188	36	0,8 m — ø 1,52	218	42
1,2 m — ø 2,29	84	16	1,2 m — ø 2,29	97	18
1,6 m — ø 3,05	47	9	1,6 m — ø 3,05	55	10
2,0 m — ø 3,81	30	6	2,0 m — ø 3,81	35	7







INDOOR
TECH
SPOTLIGHT



104 favilla
106 favilla recessed
108 leon 15 & leon 26 & leon 42

FAVILLA SPOTLIGHT

9 W / IP 20 / CRI>80 / PSU included



See also p. 20 22 72 74 78 106



design Manuel Vivian

Adjustable wall or ceiling light or spotlight in cast aluminium painted matt black or matt white RAL 9016. High Power LED 1 x 9W light source.

Applique ou plafonnier ou spot en fonte d'aluminium peinte noir opaque ou peinte blanc RAL 9016 opaque orientable. Source lumineuse High Power LED 1 x 9W.

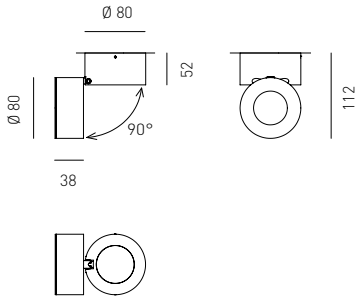
Luminaria pendente de parede e teto o projetor em alumínio fundido envernizado preto opaco ou então envernizado branco RAL 9016 opaco direcionável. Fonte de luz High Power LED 1 x 9W.

Lampada a parete o a soffitto o proiettore in alluminio in fusione verniciato nero opaco oppure bianco RAL 9016 opaco orientabile. Fonte luminosa High Power LED 1 x 9W.

Decken- oder Wandleuchte oder Strahler aus Aluminiumguss schwarz matt oder weiß matt RAL 9016 lackiert, ausrichtbar. Lichtquelle High Power LED 1 x 9W.

Lámpara de pared o de techo o proyector de aluminio fundido pintado de color negro mate o bien pintado de color blanco RAL 9016, orientable. Fuente de luz High Power LED 1 x 9W.

Настенный, потолочный светильник или прожектор из литого алюминия, окрашенного черной матовой краской или в матовый белый цвет RAL 9016, поворачиваемый. Источник света: мощный светодиод 1 x 9 Вт.

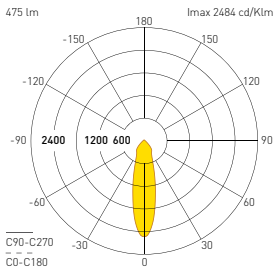


FAVILLA / 9 W / IP 20 / CRI>80 / PSU included

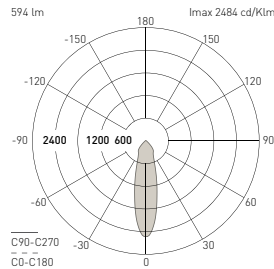
Zone	Type	Article	System compatibility	Finish	LED colour temperature	Beam options
E	6	105	0	04 black matt	1 3000 K	1 24°
			6	07 white 9016 matt	3 4000 K	3 50°



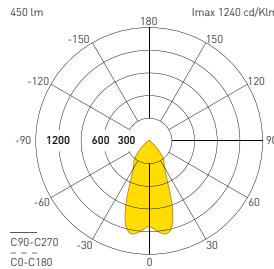
example composition code | E | 6 | 105 | 0 | 04 | 1 | 1



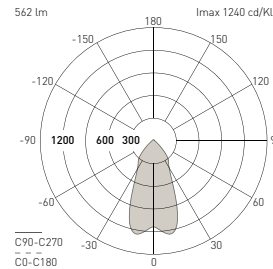
Distance (m)	Beam diameter (m)	E lux center	E lux lateral
0,5	0,23	4827	2251
1,0	0,46	1207	563
1,5	0,69	536	250
2,0	0,92	302	141
2,5	1,15	193	90
3,0	1,39	134	63



Distance (m)	Beam diameter (m)	E lux center	E lux lateral
0,5	0,23	6037	2814
1,0	0,46	1509	704
1,5	0,69	671	313
2,0	0,92	377	176
2,5	1,15	241	113
3,0	1,39	168	78



Distance (m)	Beam diameter (m)	E lux center	E lux lateral
0,5	0,43	2059	879
1,0	0,87	515	220
1,5	1,30	229	98
2,0	1,73	129	55
2,5	2,16	82	35
3,0	2,60	57	24



Distance (m)	Beam diameter (m)	E lux center	E lux lateral
0,5	0,43	2572	1098
1,0	0,87	643	275
1,5	1,30	286	122
2,0	1,73	161	69
2,5	2,16	103	44
3,0	2,60	71	31





FAVILLA RECESSED SPOTLIGHT

9 W / 700mA / IP 20 / CRI>80 / PSU not included



See also p. 20 22 72 74 78 104



design
Manuel Vivian

Adjustable wall or ceiling light or spotlight in cast aluminium painted matt black. High Power LED 1 x 9W light source.

Applique ou plafonnier ou spot en fonte d'aluminium peinte noir opaque orientable. Source lumineuse High Power LED 1 x 9W.

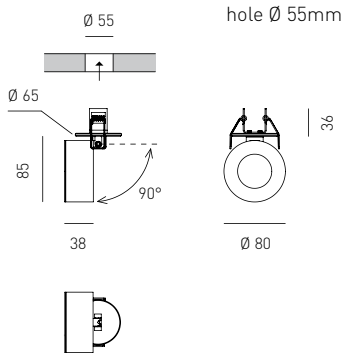
Luminaria pendente de parede e teto o projetor em alumínio fundido envernizado preto opaco direcionável. Fonte de luz High Power LED 1 x 9W.

Lampada a parete o a soffitto o proiettore in alluminio in fusione verniciato nero opaco orientabile. Fonte luminosa High Power LED 1 x 9W.

Decken- oder Wandleuchte oder Strahler aus Aluminiumguss schwarz matt lackiert, ausrichtbar. Lichtquelle High Power LED 1 x 9W.

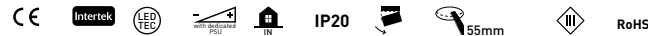
Lámpara de pared o de techo o proyector de aluminio fundido pintado de color negro mate, orientable. Fuente de luz High Power LED 1 x 9W.

Настенный, потолочный светильник или прожектор из литого алюминия, окрашенного черной матовой краской, поворачиваемый. Источник света: мощный светодиод 1 x 9 Вт.



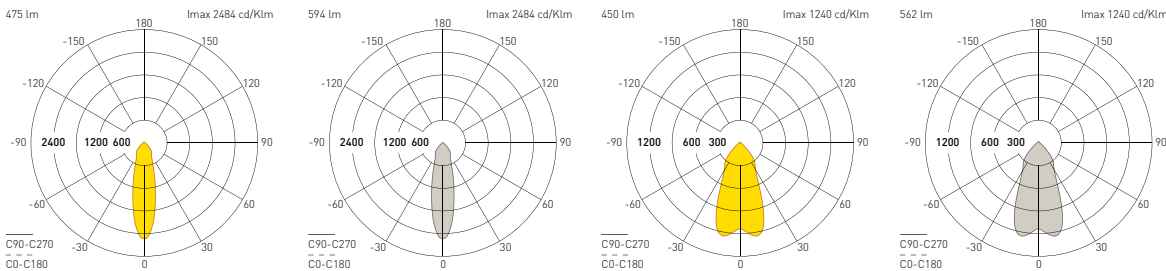
FAVILLA RECESSED / 9 W / 700mA / IP 20 / CRI>80 / PSU not included

Zone	Type	Article	System compatibility	Finish	LED colour temperature	Beam options
E	8	105	4	04 black matt	1 3000 K 3 4000 K	1 24° 3 50°




example composition code | E | 8 | 105 | 4 | 04 | 1 | 1

Collegare in serie. Cavo 1500 mm.
Wire in series. Cable 1500 mm.



3000 K / 24°	4000 K / 24°	3000 K / 50°	4000 K / 50°
0,5 m — ø 0,23 — E lux center 4827 — E lux lateral 2251	0,5 m — ø 0,23 — E lux center 6037 — E lux lateral 2814	0,5 m — ø 0,43 — E lux center 2059 — E lux lateral 879	0,5 m — ø 0,43 — E lux center 2572 — E lux lateral 1098
1,0 m — ø 0,46 — 1207 — 563	1,0 m — ø 0,46 — 1509 — 704	1,0 m — ø 0,87 — 515 — 220	1,0 m — ø 0,87 — 643 — 275
1,5 m — ø 0,69 — 536 — 250	1,5 m — ø 0,69 — 671 — 313	1,5 m — ø 1,30 — 229 — 98	1,5 m — ø 1,30 — 286 — 122
2,0 m — ø 0,92 — 302 — 141	2,0 m — ø 0,92 — 377 — 176	2,0 m — ø 1,73 — 129 — 55	2,0 m — ø 1,73 — 161 — 69
2,5 m — ø 1,15 — 193 — 90	2,5 m — ø 1,15 — 241 — 113	2,5 m — ø 2,16 — 82 — 35	2,5 m — ø 2,16 — 103 — 44
3,0 m — ø 1,39 — 134 — 63	3,0 m — ø 1,39 — 168 — 78	3,0 m — ø 2,60 — 57 — 24	3,0 m — ø 2,60 — 71 — 31





LEON 15 & LEON 26 & LEON 42 SPOTLIGHT

15 W / 100-240 V / IP 20 / CRI>85 / PSU included (LEON 15)

26 W / 100-240 V / IP 20 / CRI>85 / PSU included (LEON 26); 42 W / 100-240 V / IP 20 / CRI>85 / PSU included (LEON 42)



Cast aluminium spotlight painted wrinkled white RAL 9016. High Power LED 1 x 15W or 1 x 26W or 1 x 42W light source. Available with narrow or medium beams.

Projecteur en fonte d'aluminium peint blanc RAL 9016 rugueux avec source lumineuse High Power LED 1 x 15W, 1 x 26W ou 1 x 42W. Disponible avec faisceau lumineux fin ou moyen.

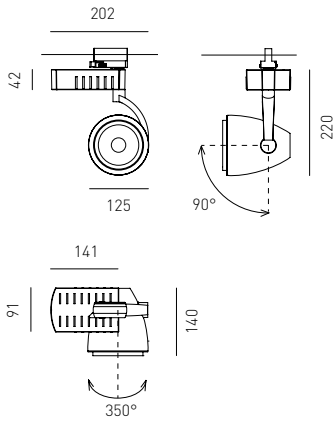
Projetor em alumínio fundido envernizado branco RAL 9016 enrugado com fonte de luz High Power LED 1 x 15W ou então 1 x 26W ou então 1 x 42W. Disponível com fecho de luz estreito ou médio.

Proiettore in alluminio in fusione verniciato bianco RAL 9016 raggrinzato con fonte luminosa High Power LED 1 x 15W oppure 1 x 26W oppure 1 x 42W. Disponibile con fascio luminoso stretto o medio.

Scheinwerfer aus Aluminiumguss weiß RAL 9016 lackiert geschumpft mit Lichtquelle High Power LED 1 x 15W oder 1 x 26W oder 1 x 42W. Erhältlich mit schmalem oder mittlerem Lichtbündel.

Proyector de aluminio fundido pintado de color blanco RAL 9016, acabado rugoso, con fuente de luz High Power LED 1 x 15W o bien 1 x 26W o bien 1 x 42W. Disponible con haz de luz estrecho o mediano.

Прожектор из литого алюминия, окрашенного в белый цвет RAL 9016, фактурное покрытие, источник света: мощный светодиод 1 x 15 Вт, или 1 x 26 Вт, или 1 x 42 Вт. Предложен с узкой или средней полосой света.



LEON 15 / 15 W / 100-240 V / IP 20 / CRI>85 / PSU included

Zone	Type	Article	System compatibility	Finish	LED colour temperature	Beam options
E	6	526	6	06 white 9016 wrinkled	1 3000 K 3 4000 K	1 24° 2 40°

LEON 26 / 26 W / 100-240 V / IP 20 / CRI>85 / PSU included

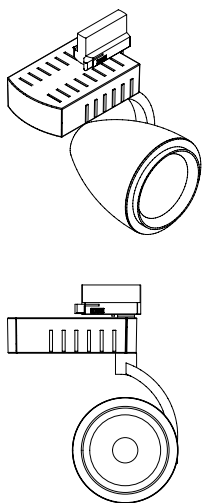
		527				
--	--	-----	--	--	--	--

LEON 42 / 42 W / 100-240 V / IP 20 / CRI>85 / PSU included

		528				
--	--	-----	--	--	--	--

CE LED TEC DRIVER INCLUDED IP20 150 RoHS

example composition code | E | 6 | 526 | 6 | 06 | 1 | 1



L'adaptatore GA69 è compatibile con i binari:

The GA69 adapter is compatible with tracks from:

Der Adapter GA69 ist kompatibel mit den Schienensystemen:



L'adaptateur GA69 est compatible avec les rails:

El adaptador GA69 es compatible con las guías:

O adaptador GA69 é compatível com os binários:

Адаптер GA69 совместим с шинпроводами:

Global Trac, Erco, I-Guzzini, Eutrac, Hoffmeister, Nuco and Concord Lytespan 3.



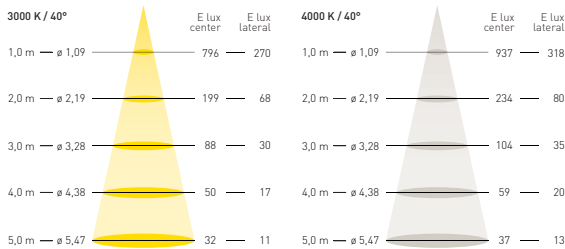
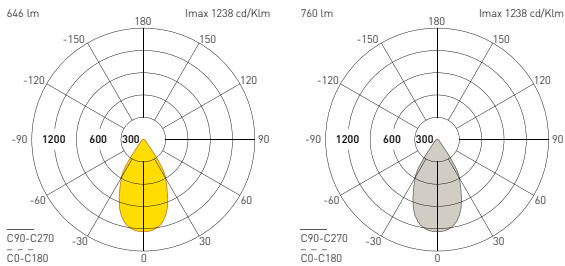
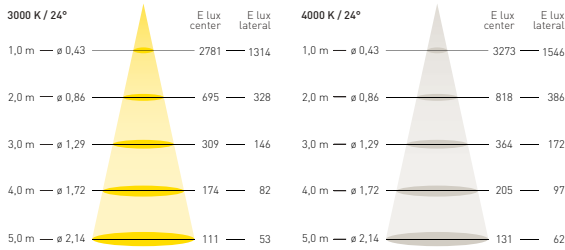
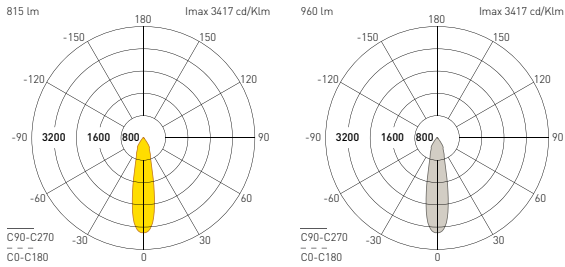
For photometric data see pages 110-111



LEON 15 & LEON 26 & LEON 42 SPOTLIGHT

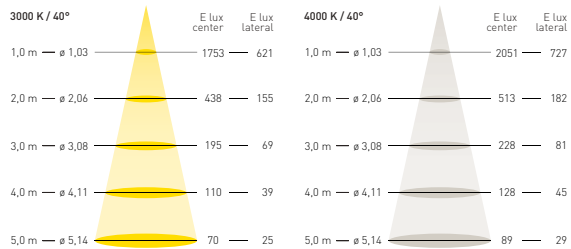
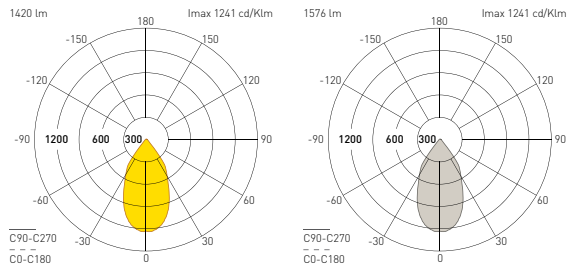
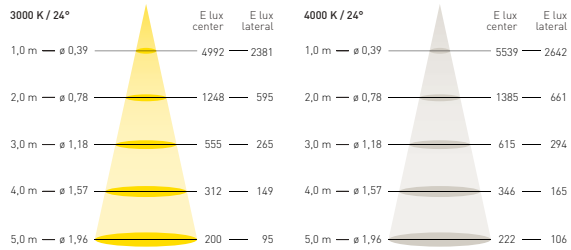
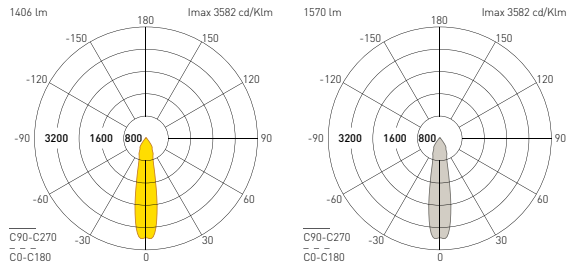
LEON 15

15 W / 100-240 V / IP 20 / CRI>85 / PSU included



LEON 26

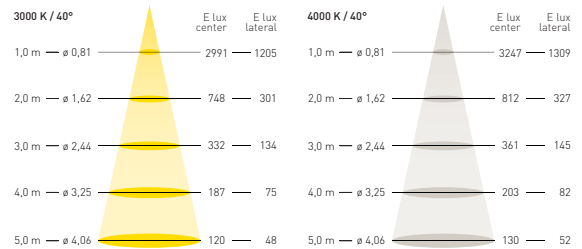
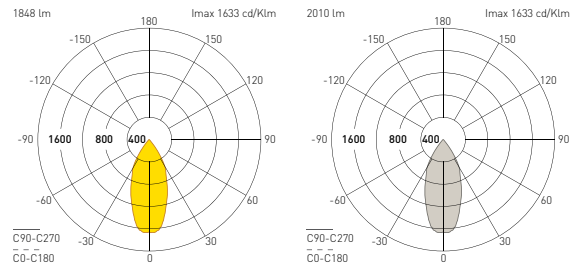
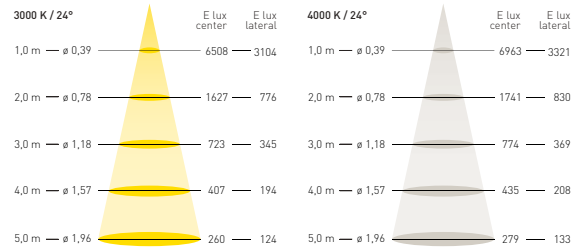
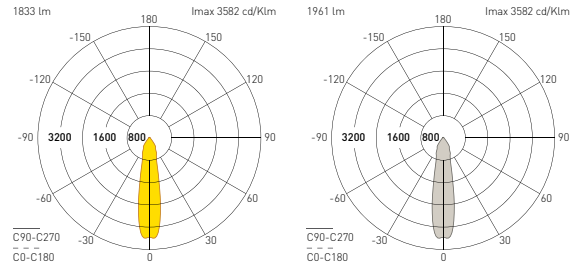
26 W / 100-240 V / IP 20 / CRI>85 / PSU included





LEON 42

42 W / 100-240 V / IP 20 / CRI>85 / PSU included





INDOOR
TECH
RECESSED
DOWNLIGHT



Pyramis radora

Pyramis radora

- 114 picus & picus II
- 116 politianus
- 118 telesius 40 & telesius 20
- 120 delminio 40 & delminio 20
- 122 landinus
- 124 stellatus
- 126 aldus
- 128 ficinus 1
- 130 ficinus 2
- 132 ficinus 3

visum

visum

PICUS & PICUS II RECESSED DOWNLIGHT

1 W / 350mA / IP 67 / CRI>80 / PSU not included
1 W / 350mA / IP 65 / CRI>75 / PSU not included (PICUS II)



See also p. 156



Aluminium recessed downlight available in anodized silver or painted matt white RAL 9016 versions. High Power LED 1 x 1W light source. Can be installed indoors and outdoors (Protection Index Picus IP67 - Picus II IP65).

Appareil encastrable en aluminium anodisé ou peint blanc RAL 9016 opaque avec source lumineuse High Power LED 1 x 1W. Peut être installé à l'intérieur comme à l'extérieur (Indice de Protection Picus IP67 - Picus II IP65).

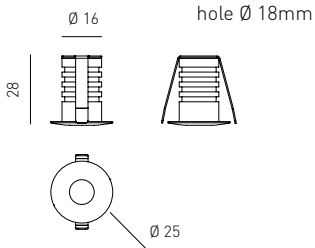
Aparelho de encaixe em alumínio anodizado ou então envernizado branco RAL 9016 opaco com fonte de luz High Power LED 1 x 1W. Para instalação interna e externa (Índice de Protecção Picus IP67 - Picus II IP65).

Apparecchio ad incasso in alluminio anodizzato oppure verniciato bianco RAL 9016 opaco con fonte luminosa High Power LED 1 x 1W. Installabile sia all'interno che all'esterno (Indice di Protezione Picus IP67 - Picus II IP65).

Einbaugerät aus Aluminium eloxiert oder weiß matt RAL 9016 lackiert mit Lichtquelle High Power LED 1 x 1W. Sowohl zur Innen- als auch zur Außeninstallation (Schutzgrad Picus IP67 - Picus II IP65).

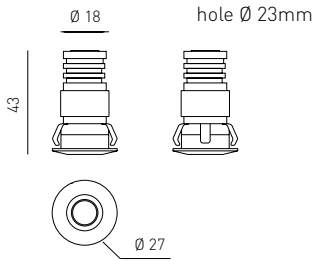
Aparato empotrable de aluminio anodizado o bien pintado de color blanco RAL 9016 mate, con fuente de luz High Power LED 1 x 1W. Para instalaciones tanto en interiores como en exteriores (Grado de protección Picus IP67 - Picus II IP65).

Встраиваемый прибор из анодированного или окрашенного в матовый белый цвет RAL 9016 алюминия с источником света в виде мощного светодиода 1 x 1 Вт. Предназначен для внутренней и наружной установки (степень защиты Picus IP67 - Picus II IP65).



PICUS / 1 W / 350mA / IP 67 / CRI>80 / PSU not included

Zone	Type	Article	System compatibility	Finish	LED colour temperature	Beam options
E	7	501	0	02 silver anodized	1 3000 K	4 diffused
				07 white 9016 matt	3 4000 K	



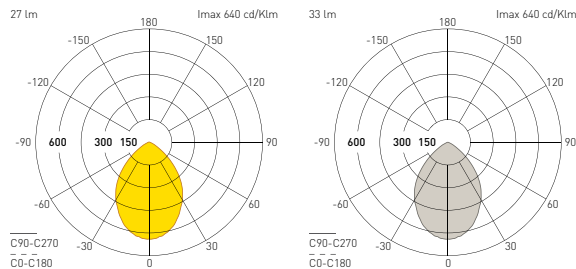
PICUS II / 1 W / 350mA / IP 65 / CRI>75 / PSU not included

Zone	Type	Article	System compatibility	Finish	LED colour temperature	Beam options
E	7	534	0	02 silver anodized	1 3000 K	4 diffused
				07 white 9016 matt		

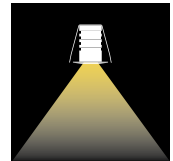


Collegare in serie. Cavo 500 mm.
Wire in series. Cable 500 mm.

example composition code | E | 7 | 534 | 0 | 02 | 1 | 4



Distance	Beam diameter	3000 K		4000 K	
		E lux center	E lux lateral	E lux center	E lux lateral
0,2 m	ø 0,26	674	156	824	190
0,3 m	ø 0,53	168	39	206	48
0,5 m	ø 0,79	75	17	92	21
0,6 m	ø 1,06	42	10	51	12
0,8 m	ø 1,32	27	6	33	8





POLITIANUS RECESSED DOWNLIGHT

3 W / 700mA / IP 40 / CRI>80 / PSU not included



Aluminium recessed downlight available in anodized silver or painted matt white RAL 9016 versions. High Power LED 1 x 3W light source. Narrow or medium or wide beam options.

Appareil encastrable en aluminium anodisé ou peint blanc RAL 9016 opaque avec source lumineuse High Power LED 1 x 3W. Disponible avec faisceau lumineux fin ou moyen ou large.

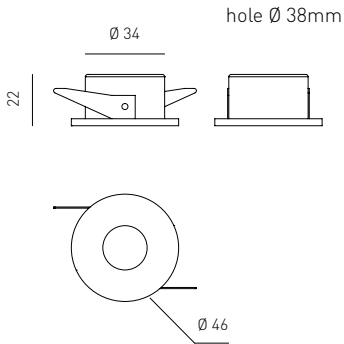
Aparelho de encaixe em alumínio anodizado ou então envernizado branco RAL 9016 opaco com fonte de luz High Power LED 1 x 3W. Disponível com fecho de luz estreito, médio ou largo.

Apparecchio ad incasso in alluminio anodizzato oppure verniciato bianco RAL 9016 opaco con fonte luminosa High Power LED 1 x 3W. Disponibile con fascio luminoso stretto o medio o largo.

Einbaugerät aus Aluminium eloxiert oder weiß matt RAL 9016 lackiert mit Lichtquelle High Power LED 1 x 3W. Erhältlich mit schmalen, mittlerem oder breitem Lichtbündel.

Aparato empotrable de aluminio anodizado o bien pintado de color blanco RAL 9016 mate, con fuente de luz High Power LED 1 x 3W. Disponible con haz de luz estrecho o mediano o ancho.


Встраиваемый прибор из анодированного или окрашенного в матовый белый цвет RAL 9016 алюминия с источником света в виде мощного светодиода 1 x 3 Вт. Предложен с узкой, средней или широкой полосой света.



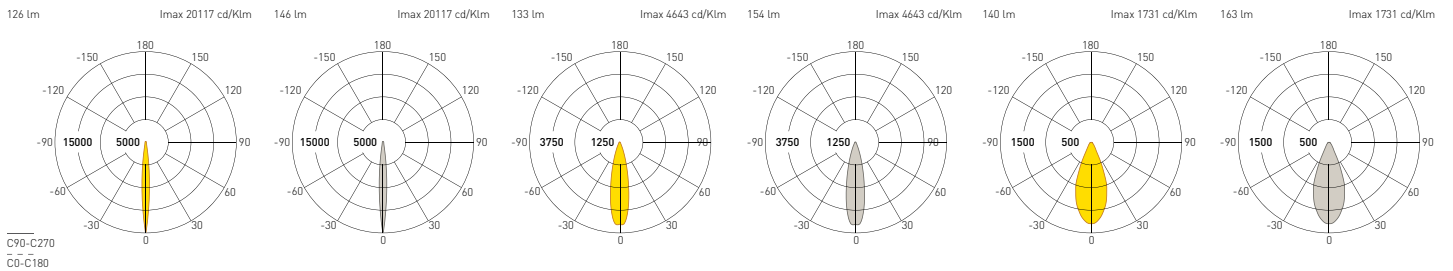
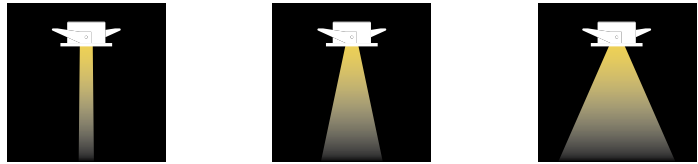
POLITIANUS / 3 W / 700mA / IP 40 / CRI>80 / PSU not included

Zone	Type	Article	System compatibility	Finish	LED colour temperature	Beam options
E	7	502	0	02 silver anodized	1 3000 K	1 10°
				07 white 9016 matt	3 4000 K	2 25°
						3 40°

Collegare in serie. Cavo 350 mm.
Wire in series. Cable 350 mm.



example composition code | E | 7 | 502 | 0 | 02 | 1 | 1



3000 K / 10°	4000 K / 10°	3000 K / 25°	4000 K / 25°	3000 K / 40°	3000 K / 40°
E lux center	E lux lateral	E lux center	E lux lateral	E lux center	E lux lateral
0,5 m — ø 0,08 — 10139 — 5118	ø 0,08 — 11748 — 5931	ø 0,21 — 2451 — 1164	ø 0,21 — 2839 — 1348	ø 0,38 — 970 — 398	ø 0,38 — 1122 — 460
1,0 m — ø 0,15 — 2535 — 1280	ø 0,15 — 2937 — 1483	ø 0,42 — 613 — 291	ø 0,42 — 710 — 337	ø 0,76 — 242 — 99	ø 0,76 — 281 — 115
1,5 m — ø 0,23 — 1127 — 569	ø 0,23 — 1305 — 659	ø 0,63 — 272 — 129	ø 0,63 — 315 — 150	ø 1,13 — 108 — 44	ø 1,13 — 125 — 51
2,0 m — ø 0,30 — 634 — 320	ø 0,30 — 734 — 371	ø 0,84 — 153 — 73	ø 0,84 — 177 — 84	ø 1,51 — 61 — 25	ø 1,51 — 70 — 29
2,5 m — ø 0,38 — 406 — 205	ø 0,38 — 470 — 237	ø 1,04 — 98 — 47	ø 1,04 — 114 — 54	ø 1,89 — 39 — 16	ø 1,89 — 45 — 18
3,0 m — ø 0,45 — 282 — 142	ø 0,45 — 326 — 165	ø 1,25 — 68 — 32	ø 1,25 — 79 — 37	ø 2,27 — 27 — 11	ø 2,27 — 31 — 13



TELESIIUS 40 & TELESIIUS 20 RECESSED DOWNLIGHT

6 W / 700mA or 7W / 350 mA / IP 40 / CRI > 85 / PSU not included (TELESIIUS 40)
6 W / 700mA / IP 40 / CRI > 85 / PSU not included (TELESIIUS 20)



Aluminium recessed downlight available in anodized silver or painted matt white RAL 9016 versions. High Power LED 1 x 6 / 7W light source. Wide or medium beam options.

Appareil encastrable en aluminium anodisé ou peint blanc RAL 9016 opaque avec source lumineuse High Power LED 1 x 6 / 7W. Disponible avec faisceau lumineux large ou moyen.

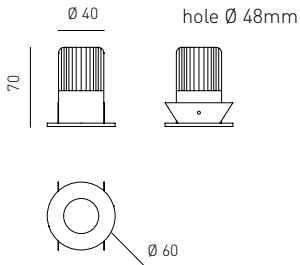
Aparelho de encaixe em alumínio anodizado ou então envernizado branco RAL 9016 opaco com fonte de luz High Power LED 1 x 6 / 7W. Disponível com fecho de luz largo ou médio.

Apparecchio ad incasso in alluminio anodizzato oppure verniciato bianco RAL 9016 opaco con fonte luminosa High Power LED 1 x 6 / 7W. Disponibile con fascio luminoso largo o medio.

Einbaugerät aus Aluminium eloxiert oder weiß matt RAL 9016 lackiert mit Lichtquelle High Power LED 1 x 6 / 7W. Erhältlich mit breitem oder mittlerem Lichtwinkel.

Aparato empotrable de aluminio anodizado o bien pintado de color blanco RAL 9016 mate, con fuente de luz High Power LED 1 x 6W / 7W. Disponible con haz de luz ancho o mediano.

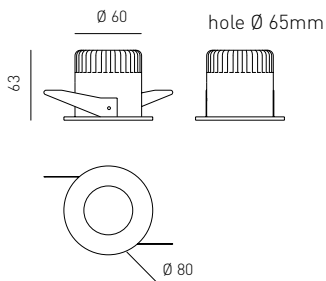
Встраиваемый прибор из анодированного или окрашенного в матовый белый цвет RAL 9016 алюминия с источником света в виде мощного светодиода 1 x 6 / 7 Вт. Предложен с широкой или средней полосой света.



TELESIIUS 40 / 6 W / 700mA or 7 W / 350mA / IP 40 / CRI>85 / PSU not included

Zone	Type	Article	System compatibility	Finish	LED colour temperature	Beam options
E	7	503	0	02 silver anodized	1* 3000 K	3 40°
				07* white 9016 matt	3 4000 K	

CE LED TEC with integrated PSU IN IP40 0.15 48mm RoHS *Not available for Telesius 40 - 7W



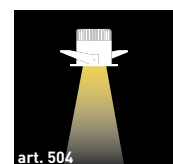
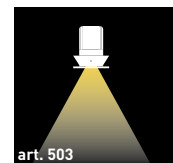
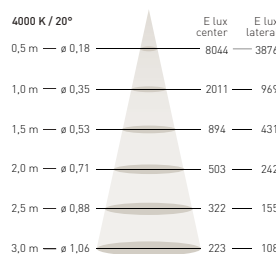
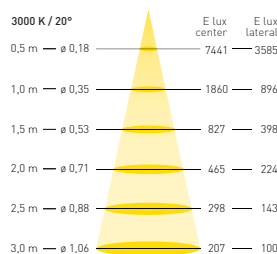
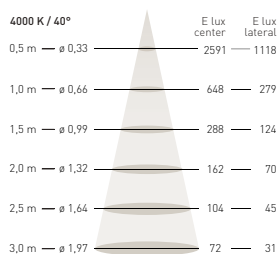
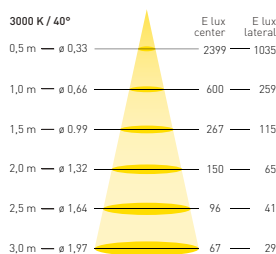
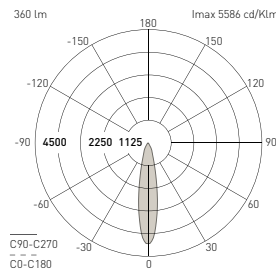
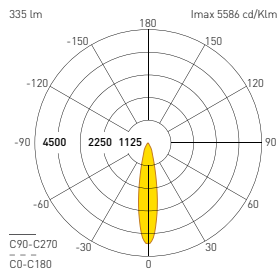
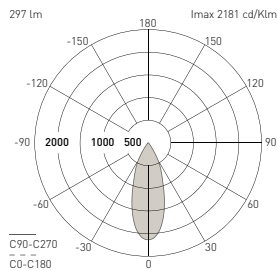
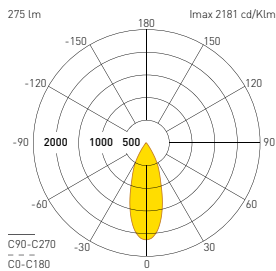
TELESIIUS 20 / 6 W / 700mA / IP 40 / CRI>85 / PSU not included

Zone	Type	Article	System compatibility	Finish	LED colour temperature	Beam options
E	7	504	0	02 silver anodized	1 3000 K	2 20°
				07 white 9016 matt	3 4000 K	

CE LED TEC with integrated PSU IN IP40 0.22 65mm RoHS

Collegare in serie. Cavo 400 mm.
Wire in series. Cable 400 mm.

example composition code | E | 7 | 503 | 0 | 02 | 1 | 3





DELMINIO 40 & DELMINIO 20 RECESSED DOWNLIGHT

6 W / 700mA / IP 20 / CRI>85 / PSU not included [DELMINIO 40];
6 W / 700mA / IP 20 / CRI>85 / PSU not included [DELMINIO 20];



Aluminium recessed downlight available in anodized silver or painted matt white RAL 9016 versions. High Power LED 1 x 6W adjustable light source. Wide or medium beam options.

Appareil encastrable en aluminium anodisé ou peint blanc RAL 9016 opaque avec source lumineuse High Power LED 1 x 6W orientable. Disponible avec faisceau lumineux large ou moyen.

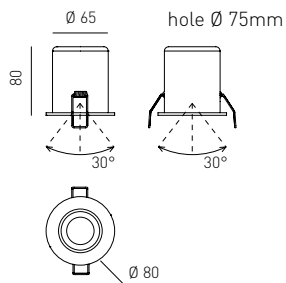
Aparelho de encaixe em alumínio anodizado ou então envernizado branco RAL 9016 opaco com fonte de luz High Power LED 1 x 6W orientável. Disponível com fecho de luz largo ou médio.

Apparecchio ad incasso in alluminio anodizzato oppure verniciato bianco RAL 9016 opaco con fonte luminosa High Power LED 1 x 6W orientabile. Disponibile con fascio luminoso largo o medio.

Einbaugerät aus Aluminium eloxiert oder weiß matt RAL 9016 lackiert mit Lichtquelle High Power LED 1 x 6W ausrichtbar. Erhältlich mit breitem oder mittlerem Lichtbündel.

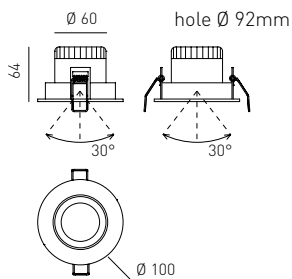
Aparato empotrable de aluminio anodizado o bien pintado de color blanco RAL 9016 mate, con fuente de luz High Power LED 1 x 6W orientable. Disponible con haz de luz ancho o mediano.

Встраиваемый прибор из анодированного или окрашенного в матовый белый цвет RAL 9016 алюминия с источником света в виде поворачиваемого мощного светодиода 1 x 6 Вт. Предложен с широкой или средней полосой света.



DELMINIO 40 / 6 W / 700mA / IP 20 / CRI>85 / PSU not included

Zone	Type	Article	System compatibility	Finish	LED colour temperature	Beam options
E	7	505	0	02 silver anodized	1 3000 K	3 40°
				07 white 9016 matt	3 4000 K	



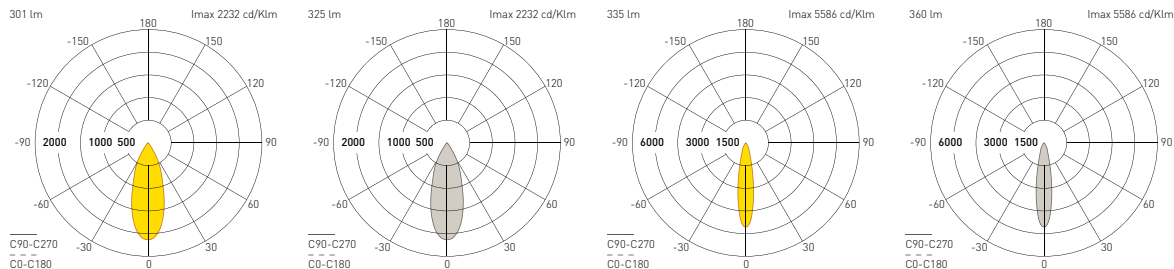
DELMINIO 20 / 6 W / 700mA / IP 20 / CRI>85 / PSU not included

Zone	Type	Article	System compatibility	Finish	LED colour temperature	Beam options
E	7	506	0	02 silver anodized	1 3000 K	2 20°
				07 white 9016 matt	3 4000 K	

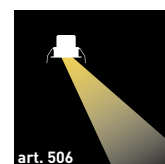


Collegare in serie. Cavo 400 mm.
Wire in series. Cable 400 mm.

example composition code | E | 7 | 505 | 0 | 02 | 1 | 3



Beam	Color	Beam Angle	Distance (m)	Beam Diameter (m)	E lux center	E lux lateral
3000 K / 40°	Yellow	40°	0,5	ø 0,33	2399	1035
			1,0	ø 0,66	600	259
			1,5	ø 0,99	267	115
			2,0	ø 1,32	150	65
			2,5	ø 1,64	96	41
			3,0	ø 1,97	67	29
4000 K / 40°	Grey	40°	0,5	ø 0,33	2591	1118
			1,0	ø 0,66	648	279
			1,5	ø 0,99	288	124
			2,0	ø 1,32	162	70
			2,5	ø 1,64	104	45
			3,0	ø 1,97	72	31
3000 K / 20°	Yellow	20°	0,5	ø 0,18	7441	3585
			1,0	ø 0,35	1860	896
			1,5	ø 0,53	827	398
			2,0	ø 0,71	465	224
			2,5	ø 0,88	298	143
			3,0	ø 1,06	207	100
4000 K / 20°	Grey	20°	0,5	ø 0,18	8044	3876
			1,0	ø 0,35	2011	969
			1,5	ø 0,53	894	431
			2,0	ø 0,71	503	242
			2,5	ø 0,88	322	155
			3,0	ø 1,06	223	108





LANDINUS RECESSED DOWNLIGHT

13 W / 1000mA / IP 54 / CRI>85 / PSU not included



Aluminium recessed downlight available in anodized silver or painted matt white RAL 9016 versions. High Power LED 1 x 13W light source. Wide or medium beam options. Can be installed indoors and outdoors (Protection Index IP54).

Appareil encastrable en aluminium anodisé ou peint blanc RAL 9016 opaque avec source lumineuse High Power LED 1 x 13W. Disponible avec faisceau lumineux large ou moyen. Peut être installé à l'intérieur comme à l'extérieur (IP54).

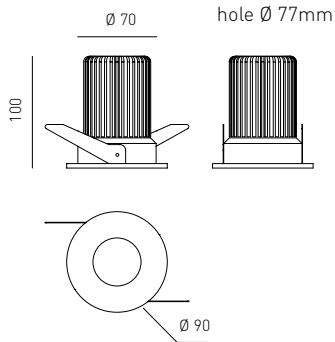
Aparelho de encaixe em alumínio anodizado ou então envernizado branco RAL 9016 opaco com fonte de luz High Power LED 1 x 13W. Disponível com fecho de luz largo ou médio. Para instalação interna e externa (Índice de Proteção IP54).

Apparecchio ad incasso in alluminio anodizzato oppure verniciato bianco RAL 9016 opaco con fonte luminosa High Power LED 1 x 13W. Disponibile con fascio luminoso largo o medio. Installabile sia all'interno che all'esterno (Indice di Protezione IP54).

Einbaugerät aus Aluminium eloxiert oder weiß matt RAL 9016 lackiert mit Lichtquelle High Power LED 1 x 13W. Erhältlich mit breitem oder mittlerem Lichtbündel. Sowohl zur Innen- als auch zur Außeninstallation (IP54).

Aparato empotrable de aluminio anodizado o bien pintado de color blanco RAL 9016 mate, con fuente de luz High Power LED 1 x 13W. Disponible con haz de luz ancho o mediano. Para instalaciones tanto en interiores como en exteriores (IP54).

Встраиваемый прибор из анодированного или окрашенного в матовый белый цвет RAL 9016 алюминия с источником света в виде мощного светодиода 1 x 13 Вт. Предназначен для внутренней и наружной установки (IP54).



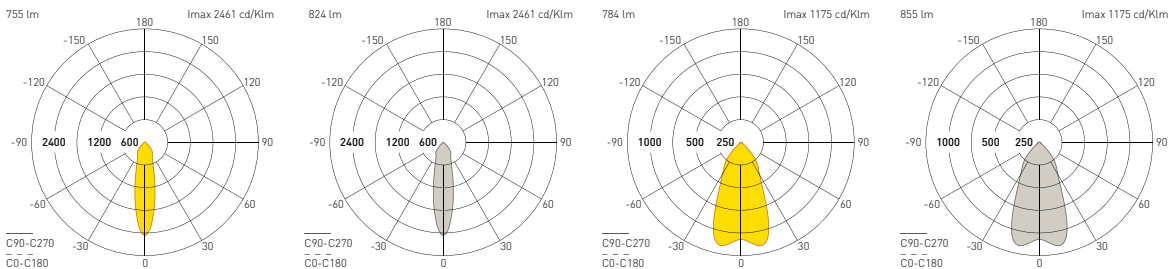
LANDINUS / 13 W / 1000mA / IP 54 / CRI>85 / PSU not included

Zone	Type	Article	System compatibility	Finish	LED colour temperature	Beam options
E	7	507	0	02 silver anodized	1 3000 K	2 24°
				07 white 9016 matt	3 4000 K	3 50°




example composition code | E | 7 | 507 | 0 | 02 | 1 | 2

Collegare in serie. Cavo 400 mm.
Wire in series. Cable 400 mm.



3000 K / 24°	4000 K / 24°	3000 K / 50°	4000 K / 50°
0,5 m - ø 0,21	E lux center 7264 E lux lateral 3429	0,5 m - ø 0,46	E lux center 3443 E lux lateral 1411
1,0 m - ø 0,42	1816 857	1,0 m - ø 0,91	861 353
1,5 m - ø 0,63	807 381	1,5 m - ø 1,37	383 157
2,0 m - ø 0,84	454 214	2,0 m - ø 1,82	215 88
2,5 m - ø 1,05	291 137	2,5 m - ø 2,28	138 56
3,0 m - ø 1,26	202 95	3,0 m - ø 2,73	96 39





STELLATUS RECESSED DOWNLIGHT

13 W / 1000mA / IP 54 / CRI>85 / PSU not included
15 W / 700mA / IP 54 / CRI>85 / PSU not included



Aluminium recessed downlight available in anodized silver or painted matt white RAL 9016 versions. High Power LED 1 x 13W / 1 x 15W light source. Wide or medium adjustable beam. Can be installed indoors and outdoors (Protection Index IP54).

Appareil encastrable en aluminium anodisé ou peint blanc RAL 9016 opaque avec source lumineuse High Power LED 1 x 13W / 1 x 15W. Disponible avec faisceau lumineux large ou moyen orientable. Peut être installé à l'intérieur comme à l'extérieur (IP54).

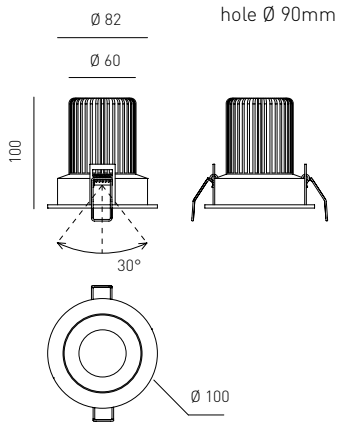
Aparelho de encaixe em alumínio anodizado ou então envernizado branco RAL 9016 opaco com fonte de luz High Power LED 1 x 13W / 1 x 15W. Disponível com fecho de luz largo ou médio orientável. Para instalação interna e externa (Índice de Proteção IP54).

Apparecchio ad incasso in alluminio anodizzato oppure verniciato bianco RAL 9016 opaco con fonte luminosa High Power LED 1 x 13W / 1 x 15W. Disponibile con fascio luminoso largo o medio orientabile. Installabile sia all'interno che all'esterno (Indice di Protezione IP54).

Einbaugerät aus Aluminium eloxiert oder weiß matt RAL 9016 lackiert mit Lichtquelle High Power LED 1 x 13W / 1 x 15W. Erhältlich mit breitem oder mittlerem ausrichtbarem Lichtbündel. Sowohl zur Innen- als auch zur Außeninstallation (Schutzgrad IP54).

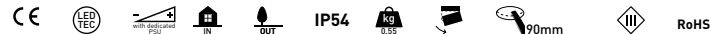
Aparato empotrable de aluminio anodizado o bien pintado de color blanco RAL 9016 mate, con fuente de luz High Power LED 1 x 13W. Disponible con haz de luz ancho o mediano orientable. Para instalaciones tanto en interiores como en exteriores (Grado de protección IP54).

Встраиваемый прибор из анодированного или окрашенного в матовый белый цвет RAL 9016 алюминия с источником света в виде мощного светодиода 1 x 13 Вт / 1 x 15 Вт. Предназначен для внутренней и наружной установки (степень защиты IP54).




STELLATUS / 13 W / 1000mA / IP 54 / CRI>85 / PSU not included

Zone	Type	Article	System compatibility	Finish	LED colour temperature	Beam options
E	7	508	0	02 silver anodized	1 3000 K	2 24°
				07 white 9016 matt	3 4000 K	3 50°



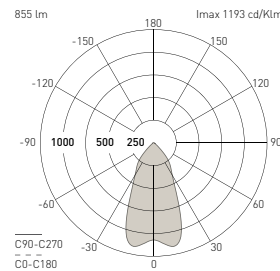
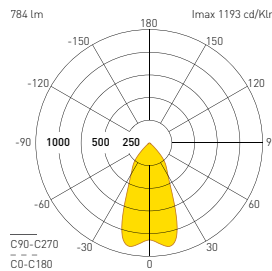
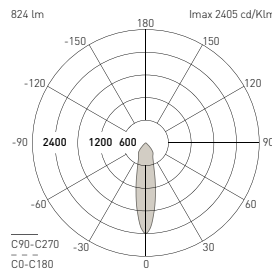
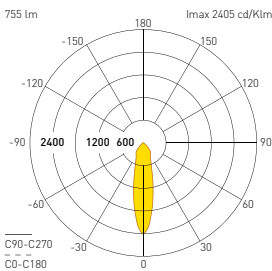
STELLATUS / 15 W / 700mA / IP 54 / CRI>85 / PSU not included

Zone	Type	Article	System compatibility	Finish	LED colour temperature	Beam options
E	7	508	0	07 white 9016 matt	1 3000 K	3 50°



Collegare in serie. Cavo 400 mm.
Wire in series. Cable 400 mm.

example composition code | E | 7 | 508 | 0 | 02 | 1 | 2

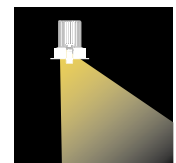
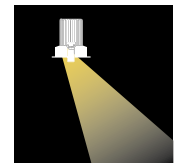


3000 K / 24°	E lux center	E lux lateral
0,5 m — ø 0,21	7264	3429
1,0 m — ø 0,42	1816	857
1,5 m — ø 0,63	807	381
2,0 m — ø 0,84	454	214
2,5 m — ø 1,05	291	137
3,0 m — ø 1,26	202	95

4000 K / 24°	E lux center	E lux lateral
0,5 m — ø 0,21	7919	3738
1,0 m — ø 0,42	1980	934
1,5 m — ø 0,63	880	415
2,0 m — ø 0,84	495	234
2,5 m — ø 1,05	317	150
3,0 m — ø 1,26	220	104

3000 K / 50°	E lux center	E lux lateral
0,5 m — ø 0,46	3443	1411
1,0 m — ø 0,91	861	353
1,5 m — ø 1,37	383	157
2,0 m — ø 1,82	215	88
2,5 m — ø 2,28	138	56
3,0 m — ø 2,73	96	39

4000 K / 50°	E lux center	E lux lateral
0,5 m — ø 0,46	3755	1539
1,0 m — ø 0,91	939	385
1,5 m — ø 1,37	417	171
2,0 m — ø 1,82	235	96
2,5 m — ø 2,28	150	62
3,0 m — ø 2,73	104	43





ALDUS RECESSED DOWNLIGHT

30 W / 700 mA / IP 44 / CRI>80 / PSU not included



Aluminium recessed downlight available in anodized silver or painted matt white RAL 9016 versions. High Power LED 1 x 30W light source.

Apparecchio ad incasso in alluminio anodizzato oppure verniciato bianco RAL 9016 opaco con fonte luminosa High Power LED 1 x 30W.

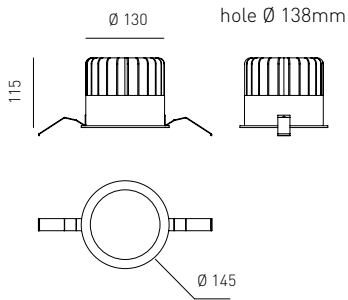
Einbaugerät aus Aluminium eloxiert oder weiß matt RAL 9016 lackiert mit Lichtquelle High Power LED 1 x 30W.

Appareil encastrable en aluminium anodisé ou peint blanc RAL 9016 opaque avec source lumineuse High Power LED 1 x 30W.

Aparato empotrable de aluminio anodizado o bien pintado de color blanco RAL 9016 mate, con fuente de luz High Power LED 1 x 30W.

Aparelho de encaixe em alumínio anodizado ou então envernizado branco RAL 9016 opaco com fonte de luz High Power LED 1 x 30W.

Встраиваемый прибор из анодированного или окрашенного в матовый белый цвет RAL 9016 алюминия с источником света в виде мощного светодиода 1 x 30 Вт.



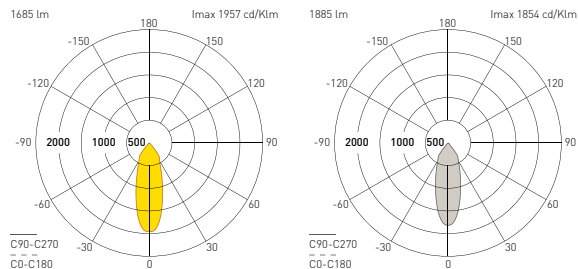
ALDUS / 30 W / 700 mA / IP 44 / CRI>80 / PSU not included

Zone	Type	Article	System compatibility	Finish	LED colour temperature	Beam options
E	7	509	0	02 silver anodized	1 3000 K	2 35°
				07 white 9016 matt	3 4000 K	




example composition code | E | 7 | 509 | 0 | 02 | 1 | 2

Collegare in serie. Cavo 150 mm.
Wire in series. Cable 150 mm.



3000 K / 35°			4000 K / 35°		
	E lux center	E lux lateral		E lux center	E lux lateral
1,0 m — ø 0,61	3233	1428	1,0 m — ø 0,63	3463	1510
2,0 m — ø 1,22	808	357	2,0 m — ø 1,25	866	378
3,0 m — ø 1,82	359	159	3,0 m — ø 1,88	385	168
4,0 m — ø 2,43	202	89	4,0 m — ø 2,51	216	94
5,0 m — ø 3,04	129	57	5,0 m — ø 3,13	139	60





FICINUS 1 RECESSED DOWNLIGHT

6 W / 700mA / IP 20 / CRI>85 / PSU not included



Aluminium recessed downlight painted matt white RAL 9016 and with black metal casing. High Power LED 1 x 6W light source. Adjustable beam.

Appareil encastrable en aluminium peint blanc RAL 9016 opaque avec caisse en métal noir. Source lumineuse High Power LED 1 x 6W. Faisceau lumineux orientable.

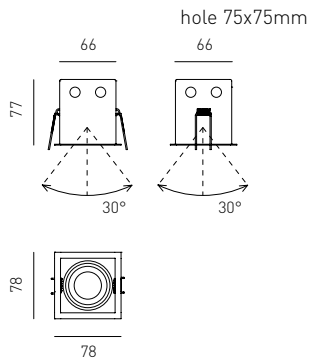
Aparelho de encaixe em alumínio envernizado branco RAL 9016 opaco com caixa de metal preta. Fonte de luz High Power LED 1 x 6W. Facho de luz orientável.

Apparecchio ad incasso in alluminio verniciato bianco RAL 9016 opaco con cassa in metallo nero. Fonte luminosa High Power LED 1 x 6W. Fascio luminoso orientabile.

Einbaugerät aus Aluminium weiß matt RAL 9016 lackiert mit schwarzem Metallgehäuse. Lichtquelle High Power LED 1 x 6W. Lichtwinkel orientierbar.

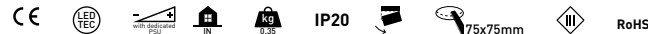
Aparato empotrable de aluminio pintado de color blanco RAL 9016 mate, con caja metálica negra. Fuente de luz High Power LED 1 x 6W. Haz de luz orientable.

Встраиваемый прибор из окрашенного в матовый белый цвет RAL 9016 алюминия с корпусом из черного металла. Источник света: 1 x 6 Вт, мощный светодиода. Поворачиваемая полоса света.



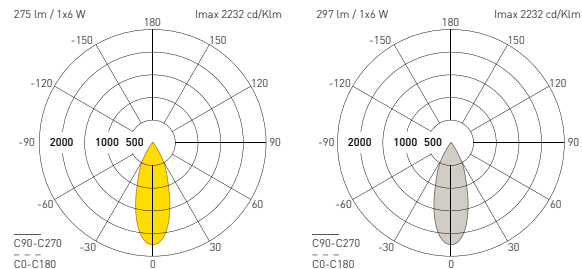
FICINUS 1 / 6 W / 700mA / IP 20 / CRI>85 / PSU not included

Zone	Type	Article	System compatibility	Finish	LED colour temperature	Beam options
E	7	517	0	07 white 9016 matt	1 3000 K 3 4000 K	2 40°




example composition code | E | 7 | 517 | 0 | 07 | 1 | 2

Collegare in serie. Cavo 400 mm.
Wire in series. Cable 400 mm.




3000 K / 40°	E lux center	E lux lateral	4000 K / 40°	E lux center	E lux lateral
0,5 m — ø 0,33	2336	1005	0,5 m — ø 0,33	2530	1088
1,0 m — ø 0,67	584	251	1,0 m — ø 0,67	632	272
1,5 m — ø 1,00	260	112	1,5 m — ø 1,00	281	121
2,0 m — ø 1,33	146	63	2,0 m — ø 1,33	158	68
2,5 m — ø 1,66	93	40	2,5 m — ø 1,66	101	44
3,0 m — ø 2,00	65	28	3,0 m — ø 2,00	70	30





FICINUS 2 RECESSED DOWNLIGHT

12 W / 700mA / IP 20 / CRI>85 / PSU not included



Aluminium recessed downlight painted matt white RAL 9016 and with black metal casing. High Power LED 2 x 6W light source. Adjustable beam.

Appareil encastrable en aluminium peint blanc RAL 9016 opaque avec caisse en métal noir. Source lumineuse High Power LED 2 x 6W. Faisceau lumineux orientable.

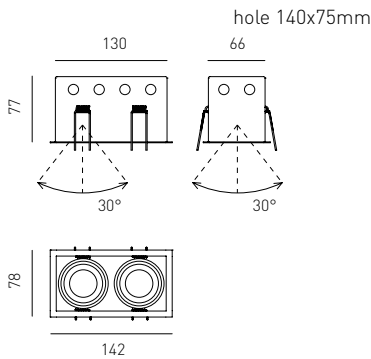
Aparelho de encaixe em alumínio envernizado branco RAL 9016 opaco com caixa de metal preta. Fonte de luz High Power LED 2 x 6W. Facho de luz orientável.

Apparecchio ad incasso in alluminio verniciato bianco RAL 9016 opaco con cassa in metallo nero. Fonte luminosa High Power LED 2 x 6W. Fascio luminoso orientabile.

Einbaugerät aus Aluminium weiß matt RAL 9016 lackiert mit schwarzem Metallgehäuse. Lichtquelle High Power LED 2 x 6W. Lichtwinkel orientierbar.

Aparato empotrable de aluminio pintado de color blanco RAL 9016 mate, con caja metálica negra. Fuente de luz High Power LED 2 x 6W. Haz de luz orientable.

Встраиваемый прибор из окрашенного в матовый белый цвет RAL 9016 алюминия с корпусом из черного металла. Источник света: 2 x 6 Вт мощных светодиода. Поворачиваемая полоса света.



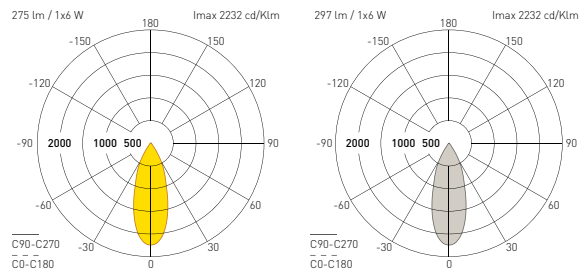
FICINUS 2 / 12 W / 700mA / IP 20 / CRI>85 / PSU not included

Zone	Type	Article	System compatibility	Finish	LED colour temperature	Beam options
E	7	518	0	07 white 9016 matt	1 3000 K 3 4000 K	2 40°




example composition code | E | 7 | 518 | 0 | 07 | 1 | 2

Collegare in serie. 2 cavi 350 mm.
Wire in series. 2 cables 350 mm.



Beam	E lux center	E lux lateral
3000 K / 40°		
0,5 m — ø 0,33	2336	1005
1,0 m — ø 0,67	584	251
1,5 m — ø 1,00	260	112
2,0 m — ø 1,33	146	63
2,5 m — ø 1,66	93	40
3,0 m — ø 2,00	65	28
4000 K / 40°		
0,5 m — ø 0,33	2530	1088
1,0 m — ø 0,67	632	272
1,5 m — ø 1,00	281	121
2,0 m — ø 1,33	158	68
2,5 m — ø 1,66	101	44
3,0 m — ø 2,00	70	30





FICINUS 3 RECESSED DOWNLIGHT

18 W / 700mA / IP 20 / CRI>85 / PSU not included



Aluminium recessed downlight painted matt white RAL 9016 and with black metal casing. High Power LED 3 x 6W light source. Adjustable beam.

Appareil encastrable en aluminium peint blanc RAL 9016 opaque avec caisse en métal noir. Source lumineuse High Power LED 3 x 6W. Faisceau lumineux orientable.

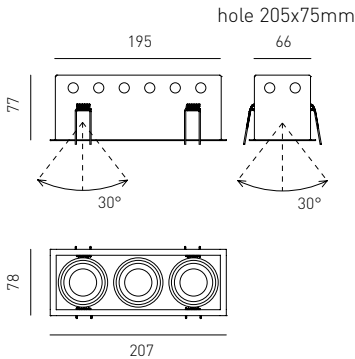
Aparelho de encaixe em alumínio envernizado branco RAL 9016 opaco com caixa de metal preta. Fonte de luz High Power LED 3 x 6W. Facho de luz orientável.

Apparecchio ad incasso in alluminio verniciato bianco RAL 9016 opaco con cassa in metallo nero. Fonte luminosa High Power LED 3 x 6W. Fascio luminoso orientabile.

Einbaugerät aus Aluminium weiß matt RAL 9016 lackiert mit schwarzem Metallgehäuse. Lichtquelle High Power LED 3 x 6W. Lichtwinkel orientierbar.

Aparato empotrable de aluminio pintado de color blanco RAL 9016 mate, con caja metálica negra. Fuente de luz High Power LED 3 x 6W. Haz de luz orientable.

Встраиваемый прибор из окрашенного в матовый белый цвет RAL 9016 алюминия с корпусом из черного металла. Источник света: 3 x 6 Вт мощных светодиода. Поворачиваемая полоса света.



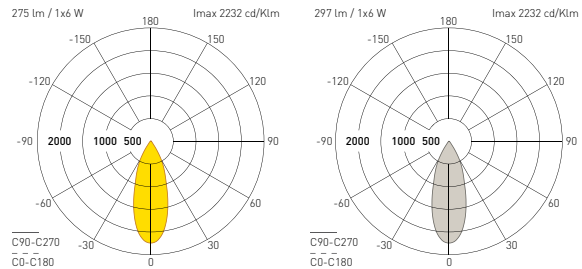
FICINUS 3 / 18 W / 700mA / IP 20 / CRI>85 / PSU not included

Zone	Type	Article	System compatibility	Finish	LED colour temperature	Beam options
E	7	519	0	07 white 9016 matt	1 3000 K 3 4000 K	2 40°




example composition code | E | 7 | 519 | 0 | 07 | 1 | 2

Collegare in serie. 3 cavi 350 mm.
Wire in series. 3 cables 350 mm.



Distance	Beam Diameter (φ)	E lux center	E lux lateral
0.5 m	0.33	2336	1005
1.0 m	0.67	584	251
1.5 m	1.00	260	112
2.0 m	1.33	146	63
2.5 m	1.66	93	40
3.0 m	2.00	65	28







OUTDOOR



OUTDOOR
DECO
WALL





138 cyma
140 sinus
142 sol
144 adamas 8
146 adamas 4
148 fragmenta
150 asperitas
152 dia

CYMA WALL LAMP

12 W / 700mA / IP 54 / CRI>85 / PSU not included



See also p. 44



design
Manuel Vivian

Cast aluminium wall light painted wrinkled white RAL 9016 and with light source High Power LED 2 x 6W. Can be installed indoors and outdoors (Protection Index IP54).

Applique en fonte d'aluminium peinte blanc RAL 9016 rugueux avec source lumineuse High Power LED 2 x 6W. Peut être installée à l'intérieur comme à l'extérieur (Indice de Protection IP54).

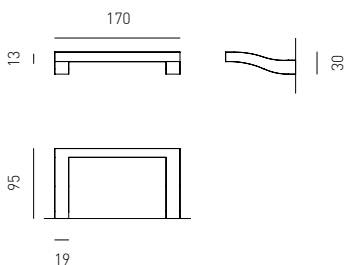
Arandela de parede em alumínio fundido envernizado branco RAL 9016 enrugado com fonte de luz High Power LED 2 x 6W. Para instalação interna e externa (Índice de Protecção IP54).

Lampada a parete in alluminio in fusione verniciato bianco RAL 9016 raggrinzato con fonte luminosa High Power LED 2 x 6W. Installabile sia all'interno che all'esterno (Indice di Protezione IP54).

Wandleuchte aus Aluminiumguss weiß RAL 9016 rauh lackiert geschrumpft mit Lichtquelle High Power LED 2 x 6W. Sowohl zur Innen- als auch zur Außeninstallation (Schutzgrad IP54).

Lámpara de pared de aluminio fundido pintado de color blanco RAL 9016, acabado rugoso, con fuente de luz High Power LED 2 x 6W. Para instalaciones tanto en interiores como en exteriores (Grado de protección IP54).

Настенный светильник из литого алюминия, окрашенного в белый цвет RAL 9016, фактурное покрытие, источник света: мощные светодиоды 2 x 6 Вт. Предназначен для внутренней и наружной установки (степень защиты IP54).



CYMA / 12 W / 700mA / IP 54 / CRI>85 / PSU not included

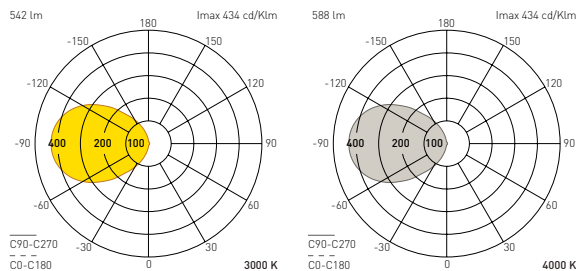
Zone	Type	Article	System compatibility	Finish	LED colour temperature	Beam options
E	1	301	0	06 white 9016 wrinkled	1 3000 K 3 4000 K	4 diffused



example composition code | E | 1 | 301 | 0 | 06 | 1 | 4

Collegare in serie. Cavo 1500 mm.
Wire in series. Cable 1500 mm.

Accessories: see page 177 Cyma





SOL WALL LAMP

8 W / IP 54 / CRI>80 / PSU included



See also p. 48

58

88



design
Manuel Vivian

Cast aluminium wall light painted wrinkled white RAL 9016. High Power LED 1 x 4W (uplight) + 1 x 4W (downlight) light source. Can be installed indoors and outdoors (Protection Index IP54).

Applique en fonte d'aluminium peinte blanc RAL 9016 rugueux avec source lumineuse High Power LED 1 x 4W (uplight) + 1 x 4W (downlight). Peut être installée à l'intérieur comme à l'extérieur (Indice de Protection IP54).

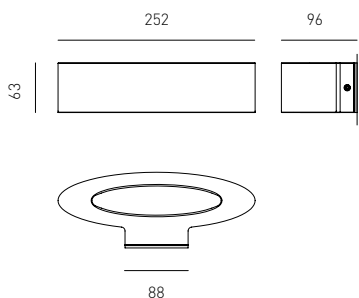
Luminaria de parede em alumínio fundido envernizado branco RAL 9016 enrugado com fonte de luz High Power LED 1 x 4W (uplight) + 1 x 4W (downlight). Para instalação interna e externa (Índice de Protecção IP54).

Lampada a parete in alluminio in fusione verniciato bianco RAL 9016 raggrinzato con fonte luminosa High Power LED 1 x 4W (uplight) + 1 x 4W (downlight). Installabile sia all'interno che all'esterno (Indice di Protezione IP54).

Wandleuchte aus Aluminiumguss weiß RAL 9016 rauh lackiert mit Lichtquelle High Power LED 1 x 4W (uplight) + 1 x 4W (downlight). Sowohl zur Innen- als auch zur Außeninstallation (Schutzgrad IP54).

Lámpara de pared de aluminio fundido pintado de color blanco RAL 9016, acabado rugoso, con fuente de luz High Power LED 1 x 4W (uplight) + 1 x 4W (downlight). Para instalaciones tanto en interiores como en exteriores (Grado de protección IP54).

Настенный светильник из литого алюминия, окрашенного в белый цвет RAL 9016, фактурное покрытие, источник света в виде мощного светодиода 1 x 4 Вт (верхний свет) + 1 x 4 Вт (нижний свет). Предназначен для внутренней и наружной установки (степень защиты IP54).

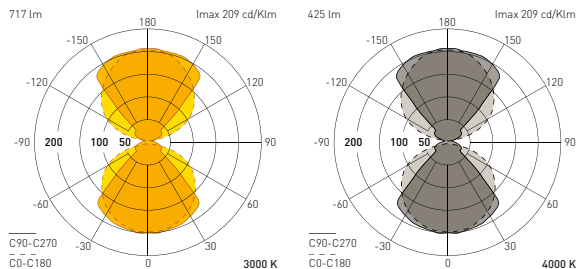


SOL / 8 W / IP 54 / CRI>80 / PSU included

Zone	Type	Article	System compatibility	Finish	LED colour temperature	Beam options
E	1	104	0	06	1 3000 K 3 4000 K	4 diffused



example composition code | E | 1 | 104 | 0 | 06 | 1 | 4





ADAMAS 8 WALL LAMP

8 W / IP 54 / CRI>80 / PSU included



See also p. 146



design
Manuel Vivian

Cast aluminium wall light painted wrinkled grey RAL 9007. High Power LED 8 x 1W light source. Can be installed indoors and outdoors (Protection Index IP54).

Applique murale en fonte d'aluminium peinte gris RAL 9007 rugueux avec source lumineuse High Power LED 8 x 1W. Peut être installée à l'intérieur comme à l'extérieur (Indice de Protection IP54).

Arandela de parede em alumínio fundido envernizado cinza RAL 9007 enrugado com fonte de luz High Power LED 8 x 1W. Para instalação interna e externa (Índice de Proteção IP54).

Lampada a parete in alluminio in fusione verniciato grigio RAL 9007 raggrinzato con fonte luminosa High Power LED 8 x 1W. Installabile sia all'interno che all'esterno (Indice di protezione IP54).

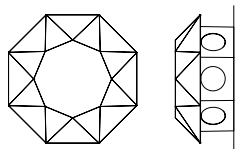
Wandleuchte aus Aluminiumguss grau RAL 9007 rauh lackiert mit Lichtquelle High Power LED 8 x 1W. Sowohl zur Innen- als auch zur Außeninstallation (Schutzgrad IP54).

Lámpara de pared de aluminio fundido pintado de color gris RAL 9007, acabado rugoso, con fuente de luz High Power LED 8 x 1W. Para instalaciones tanto en interiores como en exteriores (Grado de protección IP54).

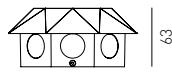
Настенный светильник из литого алюминия, окрашенного в серый цвет RAL 9007, фактурное покрытие, источник света: мощные светодиоды 8 x 1 Вт. Предназначен для внутренней и наружной установки (степень защиты IP54).

ADAMAS 8 / 8 W / IP 54 / CRI>80 / PSU included


Zone	Type	Article	System compatibility	Finish	LED colour temperature	Beam options
E	1	307	0	05 grey 9007 wrinkled	1 3000 K 3 4000 K	1 10° 2 40°




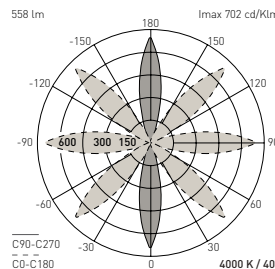
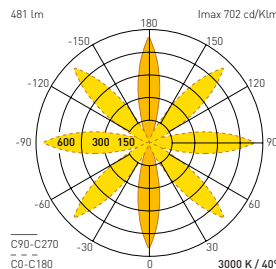
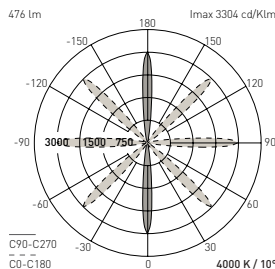
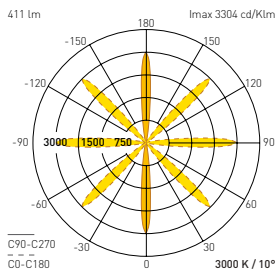
127 x 127



103



example composition code | E | 1 | 307 | 0 | 05 | 1 | 1





ADAMAS 4 WALL LAMP

4 W / IP 54 / CRI>80 / PSU included



See also p. 144



design
Manuel Vivian

Cast aluminium wall light painted wrinkled grey RAL 9007. High Power LED 4 x 1W light source. Can be installed indoors and outdoors (Protection Index IP54).

Applique en fonte d'aluminium peinte gris RAL 9007 rugueux avec source lumineuse High Power LED 4 x 1W. Peut être installée à l'intérieur comme à l'extérieur (Indice de Protection IP54).

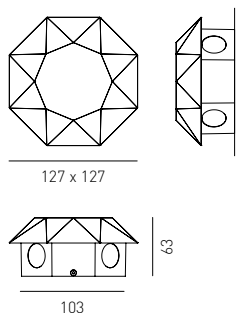
Arandela de parede em alumínio fundido envernizado cinza RAL 9007 enrugado com fonte de luz High Power LED 4 x 1W. Para instalação interna e externa (Índice de Proteção IP54).

Lampada a parete in alluminio in fusione verniciato grigio RAL 9007 raggrinzato con fonte luminosa High Power LED 4 x 1W. Installabile sia all'interno che all'esterno (Indice di protezione IP54).

Wandleuchte aus Aluminiumguss grau RAL 9007 rauh lackiert mit Lichtquelle High Power LED 4 x 1W. Sowohl zur Innen- als auch zur Außeninstallation geeignet (Schutzgrad IP54).


Lámpara de pared de aluminio fundido pintado de color gris RAL 9007, acabado rugoso, con fuente de luz High Power LED 4 x 1W. Para instalaciones tanto en interiores como en exteriores (Grado de protección IP54).

Настенный светильник из литого алюминия, окрашенного в серый цвет RAL 9007, фактурное покрытие, источник света: мощные светодиоды 4 x 1 Вт. Предназначен для внутренней и наружной установки (степень защиты IP54).


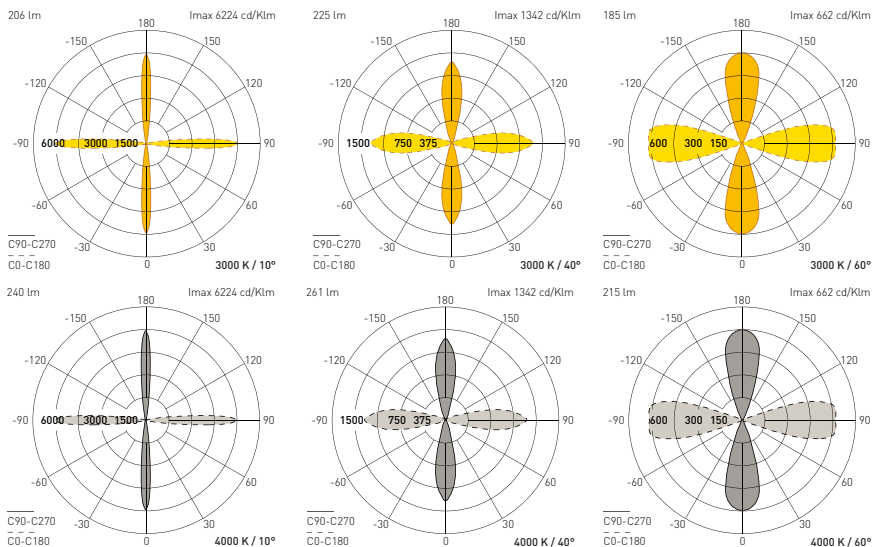


ADAMAS 4 / 4 W / IP 54 / CRI>80 / PSU included

Zone	Type	Article	System compatibility	Finish	LED colour temperature	Beam options
E	1	306	0	05 grey 9007 wrinkled	1 3000 K 3 4000 K	1 10° 2 40° 3 60°



example composition code | E | 1 | 306 | 0 | 05 | 1 | 1





FRAGMENTA WALL LAMP

6 W / IP 54 / CRI>80 / PSU included



See also p. 50



design
Manuel Vivian

Cast aluminium wall light painted wrinkled grey RAL 9007. High Power LED 1 x 3W (downlight) + 1 x 3W (uplight) light source. Can be installed indoors and outdoors (Protection Index IP54).

Applique en fonte d'aluminium peinte gris RAL 9007 rugueux avec source lumineuse High Power LED 1 x 3W (downlight) + 1 x 3W (uplight). Peut être installée à l'intérieur comme à l'extérieur (IP54).

Arandela de parede em alumínio fundido envernizado cinza RAL 9007 enrugado com fonte de luz High Power LED 1 x 3W (downlight) + 1 x 3W (uplight). Para instalação interna e externa (Índice de Proteção IP54).

Lampada a parete in alluminio in fusione verniciato grigio RAL 9007 raggrinzato con fonte luminosa High Power LED 1 x 3W (downlight) + 1 x 3W (uplight). Installabile sia all'interno che all'esterno (Indice di protezione IP54).

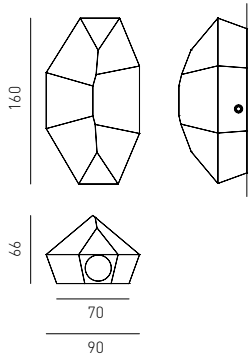
Wandleuchte aus Aluminiumguss grau RAL 9007 rauh lackiert mit Lichtquelle High Power LED 1 x 3W (downlight) + 1 x 3W (uplight). Sowohl zur Innen- als auch zur Außeninstallation (Schutzgrad IP54).

Lámpara de pared de aluminio fundido pintado de color gris RAL 9007, acabado rugoso, con fuente de luz High Power LED 1 x 3W (downlight) + 1 x 3W (uplight). Para instalaciones tanto en interiores como en exteriores (Grado de protección IP54).

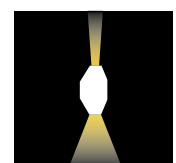

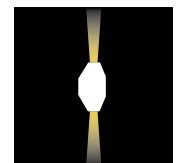
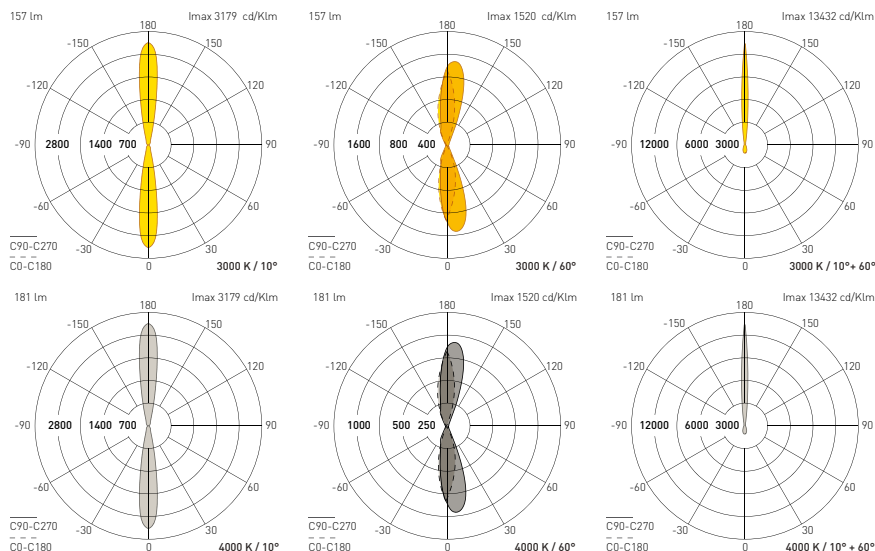
Настенный светильник из литого алюминия, окрашенного в серый цвет RAL 9007, фактурное покрытие, источник света: мощные светодиоды 1 x 3 Вт (нижний свет) + 1 x 3 Вт (верхний свет). Предназначен для внутренней и наружной установки (степень защиты IP54).

FRAGMENTA / 6 W / IP 54 / CRI>80 / PSU included

Zone	Type	Article	System compatibility	Finish	LED colour temperature	Beam options
E	1	305	0	05 grey 9007 wrinkled	1 3000 K 3 4000 K	1 10° 3 60° G 10°+60°



example composition code | E | 1 | 305 | 0 | 05 | 1 | 1





ASPERITAS WALL LAMP

3 W / 700mA / IP 68 / CRI>80 / PSU not included



See also p. 52



design
Manuel Vivian

Cast aluminium wall light painted wrinkled grey RAL 9007. High Power LED 1 x 3W light source. Can be installed indoors and outdoors [Protection Index IP68].

Applique en fonte d'aluminium peinte gris RAL 9007 rugueux avec source lumineuse High Power LED 1 x 3W. Peut être installée à l'intérieur comme à l'extérieur (Indice de Protection IP68).

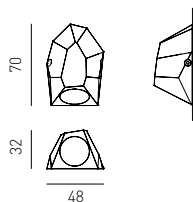
Arandela de parede em alumínio fundido envernizado cinza RAL 9007 enrugado com fonte de luz High Power LED 1 x 3W. Para instalação interna e externa (Índice de Proteção IP68).

Lampada a parete in alluminio in fusione verniciato grigio RAL 9007 raggrinzato con fonte luminosa High Power LED 1 x 3W. Installabile sia all'interno che all'esterno (Indice di protezione IP68).

Wandleuchte aus Aluminiumguss grau RAL 9007 rauh lackiert mit Lichtquelle High Power LED 1 x 3W. Sowohl zur Innen- als auch zur Außeninstallation (Schutzgrad IP68).

Lámpara de pared de aluminio fundido pintado de color gris RAL 9007, acabado rugoso, con fuente de luz High Power LED 1 x 3W. Para instalaciones tanto en interiores como en exteriores (Grado de protección IP68).

Настенный светильник из литого алюминия, окрашенного в серый цвет RAL 9007, фактурное покрытие, источник света: мощный светодиод 1 x 3 Вт. Предназначен для внутренней и наружной установки (степень защиты IP68).



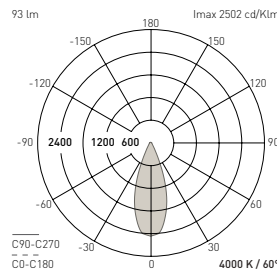
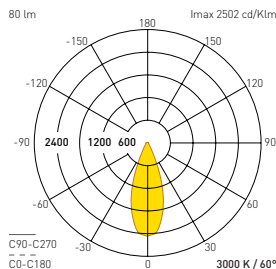
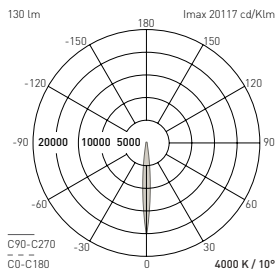
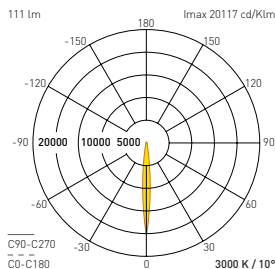
ASPERITAS / 3 W / 700mA / IP 68 / CRI>80 / PSU not included


Zone	Type	Article	System compatibility	Finish	LED colour temperature	Beam options
E	1	304	0	05 grey 9007 wrinkled	1 3000 K 3 4000 K	1 10° 3 60°

Collegare in serie. Cavo 1500 mm.
Wire in series. Cable 1500 mm.



example composition code | E | 1 | 304 | 0 | 05 | 1 | 1





DIA WALL LAMP

6 W / 350mA / IP 68 / CRI>80 / PSU not included



See also p. 54



design
Manuel Vivian

Cast aluminium wall light painted wrinkled grey RAL 9007. High Power LED 1 x 3W (downlight) + 1 x 3W (uplight) light source. Can be installed indoors and outdoors (Protection Index IP68).

Applique en fonte d'aluminium peinte gris RAL 9007 rugueux avec source lumineuse High Power LED 1 x 3W (downlight) + 1 x 3W (uplight). Peut être installée à l'intérieur comme à l'extérieur (Indice de Protection IP68).

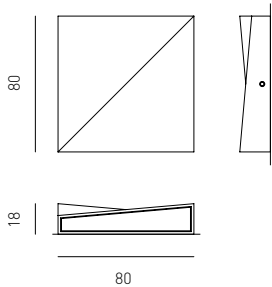
Arandela de parede em alumínio fundido envernizado cinza RAL 9007 enrugado com fonte de luz High Power LED 1 x 3W (downlight) + 1 x 3W (uplight). Para instalação interna e externa (Índice de Protecção IP68).

Lampada a parete in alluminio in fusione verniciato grigio RAL 9007 raggrinzato con fonte luminosa High Power LED 1 x 3W (downlight) + 1 x 3W (uplight). Installabile sia all'interno che all'esterno (Indice di protezione IP68).

Wandleuchte aus Aluminiumguss grau RAL 9007 rauh lackiert geschrumpft mit Lichtquelle High Power LED 1 x 3W (downlight) + 1 x 3W (uplight). Sowohl zur Innen- als auch zur Außeninstallation (Schutzgrad IP68).

Lámpara de pared de aluminio fundido pintado de color gris RAL 9007, acabado rugoso, con fuente de luz High Power LED 1 x 3W (downlight) + 1 x 3W (uplight). Para instalaciones tanto en interiores como en exteriores (Grado de protección IP68).

Настенный светильник из литого алюминия, окрашенного в серый цвет RAL 9007, фактурное покрытие, источник света: мощные светодиоды 1 x 3 Вт (нижний свет) + 1 x 3 Вт (верхний свет). Предназначен для внутренней и наружной установки (IP68).



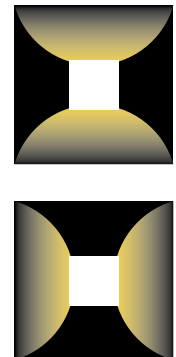
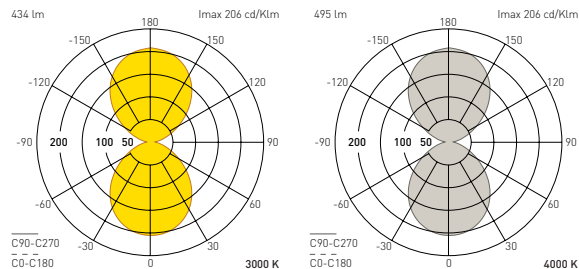
DIA / 6 W / 350mA / IP 68 / CRI>80 / PSU not included

Zone	Type	Article	System compatibility	Finish	LED colour temperature	Beam options
E	1	300	0	05 grey 9007 wrinkled	1 3000 K 3 4000 K	4 diffused



example composition code | E | 1 | 300 | 0 | 05 | 1 | 4

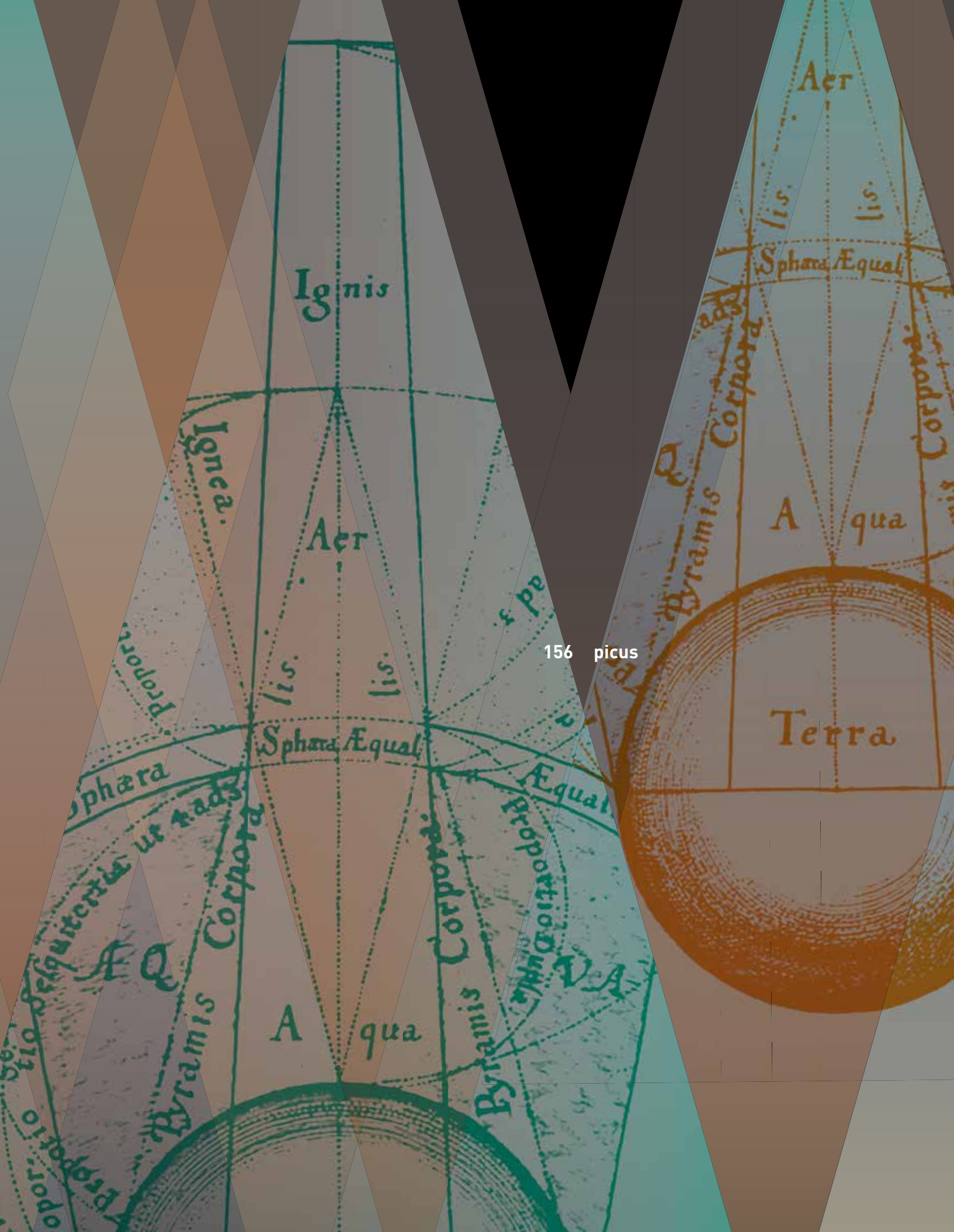
Collegare in serie. Cavo 1500 mm.
Wire in series. Cable 1500 mm.







OUTDOOR
TECH
**RECESSED
DOWNLIGHT**



156 picus

PICUS & PICUS II RECESSED DOWNLIGHT

1 W / 350mA / IP 67 / CRI>80 / PSU not included
1 W / 350mA / IP 65 / CRI>75 / PSU not included (PICUS II)



See also p. 114



Aluminium recessed downlight available in anodized silver or painted matt white RAL 9016 versions. High Power LED 1 x 1W light source. Can be installed indoors and outdoors (Protection Index Picus IP67 - Picus II IP65).

Appareil encastrable en aluminium anodisé ou peint blanc RAL 9016 opaque avec source lumineuse High Power LED 1 x 1W. Peut être installé à l'intérieur comme à l'extérieur (Indice de Protection Picus IP67 - Picus II IP65).

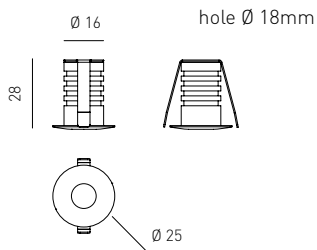
Aparelho de encaixe em alumínio anodizado ou então envernizado branco RAL 9016 opaco com fonte de luz High Power LED 1 x 1W. Para instalação interna e externa (Índice de Protecção Picus IP67 - Picus II IP65).

Apparecchio ad incasso in alluminio anodizzato oppure verniciato bianco RAL 9016 opaco con fonte luminosa High Power LED 1 x 1W. Installabile sia all'interno che all'esterno (Indice di Protezione Picus IP67 - Picus II IP65).

Einbaugerät aus Aluminium eloxiert oder weiß matt RAL 9016 lackiert mit Lichtquelle High Power LED 1 x 1W. Sowohl zur Innen- als auch zur Außeninstallation (Schutzgrad Picus IP67 - Picus II IP65).

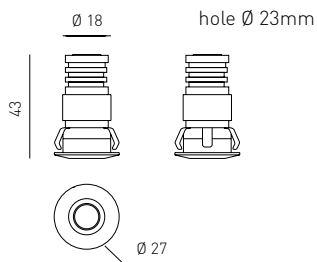
Aparato empotrable de aluminio anodizado o bien pintado de color blanco RAL 9016 mate, con fuente de luz High Power LED 1 x 1W. Para instalaciones tanto en interiores como en exteriores (Grado de protección Picus IP67 - Picus II IP65).

Встраиваемый прибор из анодированного или окрашенного в матовый белый цвет RAL 9016 алюминия с источником света в виде мощного светодиода 1 x 1 Вт. Предназначен для внутренней и наружной установки (степень защиты Picus IP67 - Picus II IP65).



PICUS / 1 W / 350mA / IP 67 / CRI>80 / PSU not included

Zone	Type	Article	System compatibility	Finish	LED colour temperature	Beam options
E	7	501	0	02 silver anodized	1 3000 K	4 diffused
				07 white 9016 matt	3 4000 K	



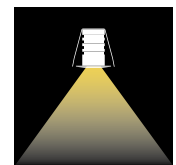
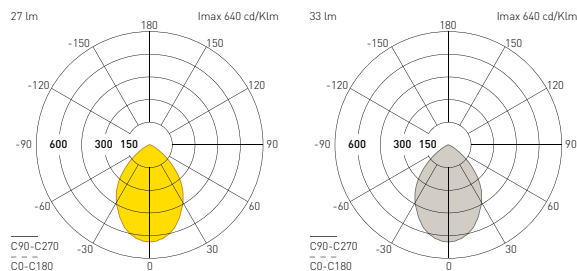
PICUS II / 1 W / 350mA / IP 65 / CRI>75 / PSU not included

Zone	Type	Article	System compatibility	Finish	LED colour temperature	Beam options
E	7	534	0	02 silver anodized	1 3000 K	4 diffused
				07 white 9016 matt		



Collegare in serie. Cavo 500 mm.
Wire in series. Cable 500 mm.

example composition code | E | 7 | 534 | 0 | 02 | 1 | 4





3000 K	E lux center	E lux lateral	4000 K	E lux center	E lux lateral
0,2 m — ø 0,26	674	156	0,2 m — ø 0,26	824	190
0,3 m — ø 0,53	168	39	0,3 m — ø 0,53	206	48
0,5 m — ø 0,79	75	17	0,5 m — ø 0,79	92	21
0,6 m — ø 1,06	42	10	0,6 m — ø 0,06	51	12
0,8 m — ø 1,32	27	6	0,8 m — ø 1,32	33	8



OUTDOOR
TECH
**IN-GROUND
LUMINAIRE**



160 pontanus
162 pleton 40 & pleton 20
164 poggio



PONTANUS IN-GROUND LUMINAIRE

3 W / 500mA / IP 68 / CRI>80 / PSU not included / AISI 316



In-ground luminaire in satin-finish AISI 316. High Power LED 1 x 3W light source. Available with medium or wide beams. For outdoors, suitable for permanent immersion (Protection Index IP68).

Appareil encastrable au sol en acier AISI 316 satiné avec source lumineuse High Power LED 1 x 3W. Disponible avec faisceau lumineux fin ou moyen. Pour extérieur, adapté à l'immersion permanente (Indice de Protection IP68).

Aparelho de encaixe pisável em aço AISI 316 acetinado com fonte de luz High Power LED 1 x 3W. Disponível com fecho de luz médio ou largo. Para externo, adequado para imersão permanente (Índice de Proteção IP68).

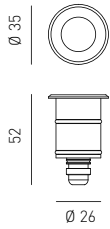
Apparecchio ad incasso calpestabile in acciaio AISI 316 satinato con fonte luminosa High Power LED 1 x 3W. Disponibile con fascio luminoso medio o largo. Per esterni, adatto all'immersione permanente (Indice di Protezione IP68).

Begebares Einbaugerät aus mattiertem Stahl AISI 316 mit Lichtquelle High Power LED 1 x 3W. Erhältlich mit mittlerem oder breitem Lichtbündel. Für Außen, geeignet für permanentes Eintauchen (Schutzgrad IP68).

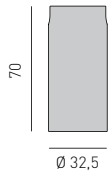
Aparato empotrable y pisable de acero AISI 316 satinado, con fuente de luz High Power LED 1 x 3W. Disponible con haz de luz mediano o ancho. Para exteriores, apto para inmersión permanente (Grado de protección IP68).

Встраиваемый прибор, пригодный для хождения, из satinированной стали AISI 316 с источником света в виде мощного светодиода 1 x 3 Вт. Предложен со средней или широкой полосой света. Для наружной установки, пригоден для постоянного погружения (степень защиты IP68).

hole Ø 36mm



accessory
E002400000
page 180



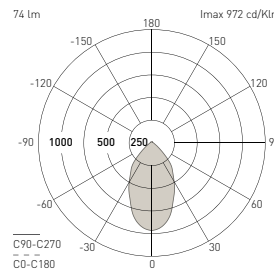
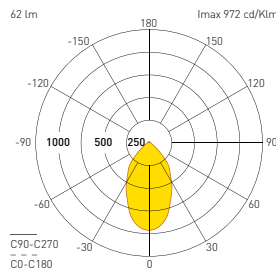
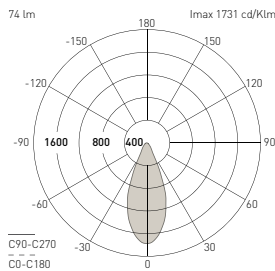
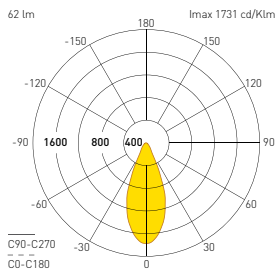
PONTANUS / 3 W / 500mA / IP 68 / CRI>80 / PSU not included / AISI 316

Zone	Type	Article	System compatibility	Finish	LED colour temperature	Beam options
E	9	529	0	03 AISI 316 satin	1 3000 K 3 4000 K	2 38° 3 60°



example composition code | E | 9 | 529 | 0 | 03 | 1 | 2

Collegare in serie. Cavo 500 mm.
Wire in series. Cable 500 mm.

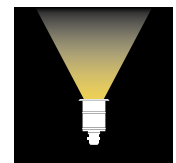
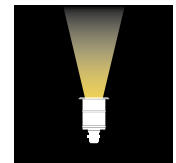


3000 K / 38°	E lux center	E lux lateral
0,4 m — ø 0,30	671	275
0,8 m — ø 0,60	168	69
1,2 m — ø 0,91	75	31
1,6 m — ø 1,21	42	17
2,0 m — ø 1,51	27	11

4000 K / 38°	E lux center	E lux lateral
0,4 m — ø 0,30	801	329
0,8 m — ø 0,60	200	82
1,2 m — ø 0,91	89	37
1,6 m — ø 1,21	50	21
2,0 m — ø 1,51	32	13

3000 K / 60°	E lux center	E lux lateral
0,4 m — ø 0,46	377	124
0,8 m — ø 0,91	94	31
1,2 m — ø 1,37	42	14
1,6 m — ø 1,83	24	8
2,0 m — ø 2,28	15	5

4000 K / 60°	E lux center	E lux lateral
0,4 m — ø 0,46	450	148
0,8 m — ø 0,91	112	37
1,2 m — ø 1,37	50	16
1,6 m — ø 1,83	28	9
2,0 m — ø 2,28	18	6





PLETON 40 & PLETON 20 IN-GROUND LUMINAIRE

4 W / 24 V / IP 67 / CRI>85 / PSU not included / AISI 316



In-ground luminaire in smooth AISI 316. High Power LED 1 x 4W light source. Available with narrow or medium beam. Can be installed outdoors (Protection Index IP67).

Appareil encastrable au sol en acier AISI 316 satiné avec source lumineuse High Power LED 1 x 4W. Disponible avec faisceau lumineux fin ou moyen. Peut être installé à l'extérieur. (Indice de Protection IP67).

Aparelho de encaixe pisável em aço AISI 316 acetinado com fonte de luz High Power LED 1 x 4W. Disponível com fecho de luz estreito ou médio. Para instalação externa (Índice de Proteção IP67).

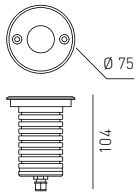
Apparecchio ad incasso calpestabile in acciaio AISI 316 satinato con fonte luminosa High Power LED 1 x 4W. Disponibile con fascio luminoso stretto o medio. Installabile all'esterno (Indice di Protezione IP67).

Begebares Einbaugerät aus mattiertem Stahl AISI 316 mit Lichtquelle High Power LED 1 x 4W. Erhältlich mit schmalem oder mittlerem Lichtbündel. Verfügbar in Außeninstallation (Schutzgrad IP67).

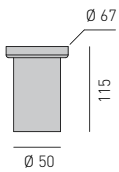
Aparato empotrable y pisable de acero AISI 316 satinado, con fuente de luz High Power LED 1 x 4W. Disponible con haz de luz estrecho o mediano. Para instalaciones exteriores. (Grado de protección IP67).

Встраиваемый прибор, пригодный для хождения, из satinированной стали AISI 316 с источником света в виде мощного светодиода 1 x 4 Вт. Предложен с узкой или средней полосой света. Предназначен для наружной установки (степень защиты IP67).

hole Ø 70mm



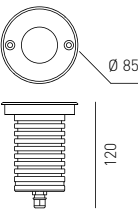
accessory
E002500000
page 178



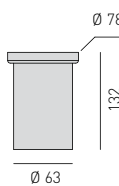
PLETON 40 / 4 W / 24 V / IP 67 / CRI>85 / PSU not included / AISI 316

Zone	Type	Article	System compatibility	Finish	LED colour temperature	Beam options
E	9	531	0	03 AISI 316 satin	1 3000 K 3 4000 K	2 40°

hole Ø 81mm



accessory
E002600000
page 180

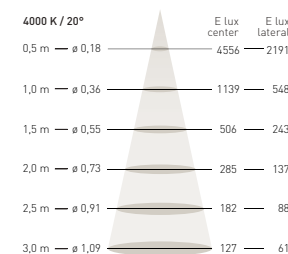
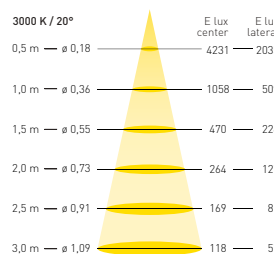
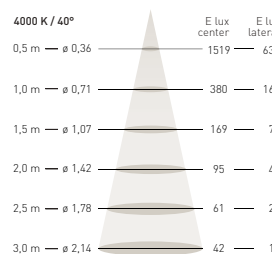
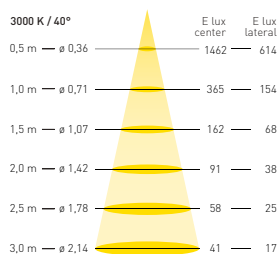
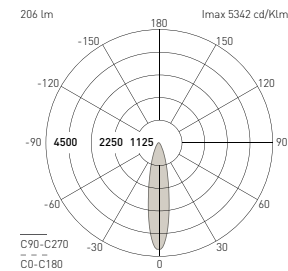
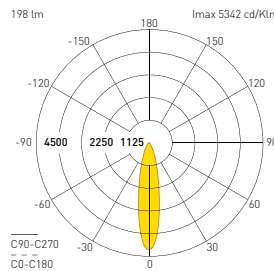
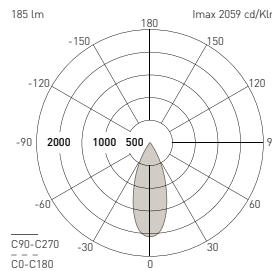
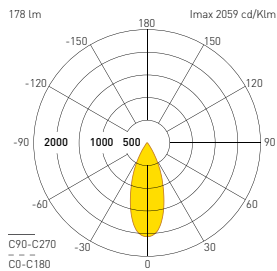


PLETON 20 / 4 W / 24 V / IP 67 / CRI>85 / PSU not included / AISI 316

Zone	Type	Article	System compatibility	Finish	LED colour temperature	Beam options
E	9	532	0	03 AISI 316 satin	1 3000 K 3 4000 K	1 20°

Collegare in parallelo. Cavo 500 mm.
Wire in parallel. Cable 500 mm.

example composition code | E | 9 | 531 | 0 | 03 | 1 | 2





POGGIO IN-GROUND LUMINAIRE

9 W / 24 V / IP 67 / CRI>80 / PSU not included / AISI 316



In-ground luminaire in satin-finish AISI 316. High Power LED 9 x 1W light source. Can be installed outdoors (Protection Index IP67).

Appareil encastrable au sol en acier AISI 316 satiné avec source lumineuse High Power LED 9 x 1W. Peut être installé à l'extérieur (Indice de Protection IP67).

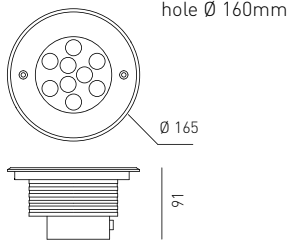
Aparelho de encaixe pisável em aço AISI 316 acetinado com fonte de luz High Power LED 9 x 1W. Para instalação externa. (Índice de Proteção IP67).

Apparecchio ad incasso calpestabile in acciaio AISI 316 satinato con fonte luminosa High Power LED 9 x 1W. Installabile all'esterno. (Indice di Protezione IP67).

Begebares Einbaugerät aus mattiertem Stahl AISI 316 mit Lichtquelle High Power LED 9 x 1W. Sowohl zur Außeninstallation (Schutzgrad IP67).

Aparato empotrable y pisable de acero AISI 316 satinado, con fuente de luz High Power LED 9 x 1W. Para instalaciones en exteriores. (Grado de protección IP67).

Встраиваемый прибор, пригодный для хождения, из satinированной стали AISI 316 с источником света в виде мощных светодиодов 9 x 1 Вт. Предназначен для наружной установки. (степень защиты IP67).



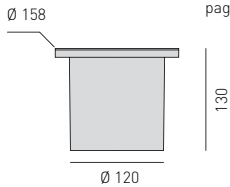
hole Ø 160mm

Ø 165

91

POGGIO / 9 W / 24 V / IP 67 / CRI>80 / PSU not included / AISI 316

Zone	Type	Article	System compatibility	Finish	LED colour temperature	Beam options
E	9	533	0	03 AISI316 satin	1 3000 K 3 4000 K	2 25°



accessory
E002700000
page 180

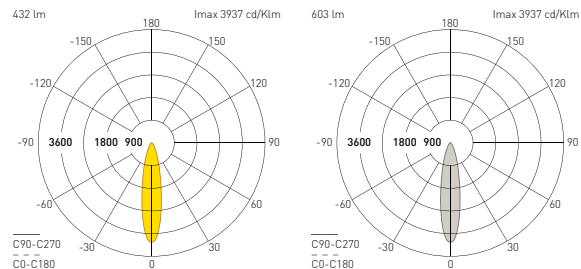
Ø 120

130



example composition code | E | 9 | 533 | 0 | 03 | 1 | 2

Collegare in parallelo. Cavo 500 mm.
Wire in parallel. Cable 500 mm.



	E lux center	E lux lateral		E lux center	E lux lateral
1,0 m — ø 0,38	1701	814	3000 K / 25°	2375	1136
2,0 m — ø 0,76	425	203	4000 K / 25°	594	284
3,0 m — ø 1,13	189	90		264	126
4,0 m — ø 1,51	106	51		148	71
5,0 m — ø 1,89	68	33		95	45





ACCESSORI / ACCESSORIES

ALIMENTATORI / DRIVER

Alimentatori per prodotti Mind-led

Gli alimentatori per L.E.D. Mind-led si caratterizzano per elevata efficienza, peso e volume ridotti e sono dotati di protezioni auto ripristinanti contro le sovra temperature e cortocircuiti.

Le condizioni di garanzia dei prodotti Mind-led si ritengono valide solo ed esclusivamente nel caso di utilizzo ed installazione corretti degli alimentatori presenti nel seguente catalogo. In caso di impiego di apparecchiature con caratteristiche diverse da quanto indicato, Axo Light non riterrà valide le condizioni di garanzia generali e verrà esonerata da qualsiasi responsabilità per eventuali danni o malfunzionamenti.

Power supply units for Mind-led products

Mind-led power supply units for L.E.D. are characterised by high efficiency, reduced weight and size and are equipped with automatic reset protection against excess temperatures and short circuits.

The guarantee provisions of Mind-led products are considered valid only and exclusively in cases where the power supply units listed in the following catalogue have been used and installed correctly.

In cases where equipment has been used which has characteristics that differ from those indicated, Axo Light will consider that the general guarantee provisions have been invalidated, and will be absolved from all responsibility for any damage or malfunction.

Netzanschlussgeräte für Mind-Led-Produkte

Netzanschlussgeräte für Mind-LEDs zeichnen sich durch ihre hohe Effizienz, ihr geringes Gewicht und Volumen aus und sind mit einem automatischen Wiedereinschaltenschutz bei Temperaturüberschreitung oder Kurzschluss ausgestattet.

Die Garantiebestimmungen für Mind-Led-Produkte sind ausschließlich bei korrekter Handhabung und Installation der im vorliegenden Katalog angeführten Netzanschlussgeräte gültig. Bei Verwendung von Geräten mit Eigenschaften, die sich von den angeführten unterscheiden, sieht sich Axo light nicht verpflichtet, die Garantiebestimmungen einzuhalten und ist bei möglichen Schäden oder Funktionsfehlern von jedweder Haftung enthoben.

Alimentateurs pour produits Mind-led

Les alimentateurs pour L.E.D. Mind-led se caractérisent par leur efficacité élevée, leur poids et leur volume réduits, et ils sont équipés de protections d'auto-rétablissement contre les températures trop élevées et les courts-circuits.

Les conditions de garantie des produits Mind-led sont valables uniquement et exclusivement en cas d'utilisation et d'installation correctes des alimentateurs figurant sur le catalogue suivant.

En cas d'utilisation d'appareils ayant d'autres caractéristiques que celles indiquées, Axo Light annulera la validité des conditions de garantie générale et sera exonérée de toute responsabilité pour d'éventuels dommages ou mauvais fonctionnements.

Alimentadores para productos Mind-led

Los alimentadores para L.E.D. Mind-led se caracterizan por una elevada eficacia y un peso y un volumen reducidos; disponen de protecciones contra sobretemperaturas y cortocircuitos que se restablecen de forma automática.

Las condiciones de garantía de los productos Mind-led se consideran válidas sólo y exclusivamente si se utilizan y se instalan correctamente los alimentadores presentes en el siguiente catálogo. En caso de empleo de equipos con características distintas de lo que se ha indicado, Axo Light no considerará válidas las condiciones de garantía generales y estará exento de cualquier responsabilidad por eventuales daños o fallos.

Alimentadores para produtos Mind-led

Os alimentadores para L.E.D. Mind-led se caracterizam pela elevada eficiência, peso e volume reduzidos e são dotados de proteções de auto-restauração contra sobretemperaturas e curtos-circuitos.

As condições de garantia dos produtos Mind-led são consideradas válidas somente e exclusivamente no caso de utilização e instalação corretas dos alimentadores presentes no seguinte catálogo. No caso de uso de aparelhos com características diferentes de quanto indicado, Axo Light não considerará válidas as condições gerais de garantia e será eximida de qualquer responsabilidade para eventuais danos ou maus funcionamentos.

Блоки питания для изделий Mind-led

Блоки питания для светодиодов Mind-led характеризуются высокой эффективностью, малым весом и объемом и оснащены амовосстанавливающимися устройствами защиты от перегрева и короткого замыкания.

Условия гарантии на продукцию Mind-led действуют только в случае правильного использования и установки блоков питания, присутствующих в следующем каталоге.

В случае использования приборов с характеристиками, отличными от указанных, Axo Light считает общие условия гарантии нарушенными и освобождается от всякой ответственности за возможных ущерб или неисправности.

Collegamento dei LED in serie o in parallelo

Disinserire sempre l'energia elettrica dell'impianto prima di effettuare l'installazione o la manutenzione dei prodotti Mind-led. L'impianto va alimentato solo quando tutti i prodotti ed accessori sono stati opportunamente collegati. Porre massima attenzione alla connessione dei moduli L.E.D. in serie o in parallelo in base alle specifiche del prodotto, rispettando sempre la polarità. Non connettere interruttori sul circuito secondario.

Connection of the LEDs in series or in parallel

Always disconnect the electricity supply from the system before installing or servicing Mind-led products. The system should be switched on only when all products and accessories have been correctly connected. Special attention should be paid to the connection of the LED modules in series or in parallel depending upon the product specifications, always respecting the correct polarities. Do not connect switches to the secondary circuit.

Reihen- oder Parallelschaltung von LEDs

Vor der Installation oder Wartung der Mind-Led-Produkte muss stets die Stromversorgung der Anlage ausgeschaltet werden. Die Anlage wird erst an den Strom angeschlossen, wenn alle Produkte und das Zubehör ordnungsgemäß angeschlossen wurden. Bei Reihen- oder Parallelschluss der LED-Module ist entsprechend der Spezifikationen des Produkts größte Sorgfalt anzuwenden und die Polarität stets einzuhalten. Schalter nicht an den Sekundärstromkreis anschließen.

Branchement des LED en série ou en parallèle

Couper toujours l'électricité de l'équipement avant d'effectuer l'installation ou l'entretien des produits Mind-led. L'équipement sera branché au réseau uniquement lorsque tous les produits et accessoires auront été mis en place. Prêter la plus grande attention à l'installation des modules L.E.D. en série ou en parallèle, selon les spécificités du produit et en respectant toujours les polarités. Ne jamais brancher d'interrupteurs sur le circuit secondaire.

Conexión de los LED en serie o en paralelo

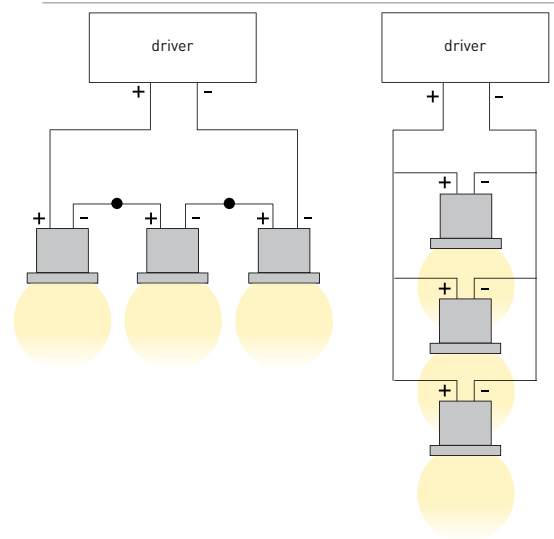
Desconectar siempre la energía eléctrica del equipo antes de efectuar la instalación o el mantenimiento de los productos Mind-led. El equipo se tiene que alimentar sólo cuando todos los productos y accesorios se han conectado de forma oportuna. Prestar la máxima atención a la conexión de los módulos L.E.D. en serie o en paralelo según las especificaciones del producto, respetando siempre las polaridades. No conectar interruptores en el circuito secundario.

Ligação dos LED em série ou em paralelo

Desligar sempre a energia elétrica da instalação antes de realizar a instalação ou a manutenção dos produtos Mind-led. A instalação deve ser alimentada quando todos os produtos e acessórios foram ligados oportunamente. Prestar a máxima atenção na conexão dos módulos L.E.D. em série ou em paralelo segundo as especificações do produto, respeitando sempre as polaridades. Não conectar interruptores no circuito secundário.

Последовательное или параллельное подключение светодиодов

Всегда отключать электропитание системы перед установкой или техническим обслуживанием изделий Mind-led. Питание в систему должно подаваться только после надлежащего подключения всех изделий и аксессуаров. Обращать максимальное внимание на последовательное или параллельное подключение модулей светодиодов в зависимости от спецификаций изделия и с соблюдением полярности. Не подключать выключатель на вторичном контуре.



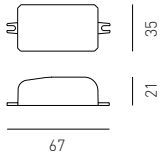
Collegamento in serie dei LED - solo corrente costante.
Connection of the LEDs in series - only constant current.
Reihen - Anschluss von LEDs nur an einer Konstantstromquelle.
branchement en série des LED - uniquement courant constant.
Conexión en serie de los LED - sólo corriente constante.
Ligação em série dos LED - somente corrente constante.
последовательное подключение светодиодов - только постоянный ток.
350/500/700/1000 mA

Collegamento in parallelo dei LED - solo tensione costante.
Connection of the LEDs in parallel - only constant voltage.
Parallel - Anschluss von LEDs nur an einer Konstantspannungsquelle.
Branchement en parallèle des LED - uniquement courant constant.
Conexión en paralelo de los LED - sólo corriente constante.
Ligação dos LED em paralelo - somente tensão constante.
параллельное подключение светодиодов - только постоянное напряжение.
24 V dc


ACCESSORI / ACCESSORIES

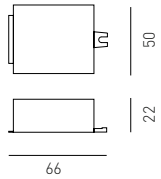
ALIMENTATORI / DRIVER

350 mA




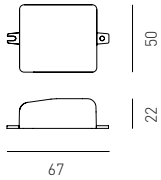
STANDARD

Code	W Max	Led 1 W	Input	Output	Weight	Certification
CEDLTC00100	8	1-8	100-240 V 50-60 Hz	350mA cost. 24 V	40 gr.	CE IP20  RoHS





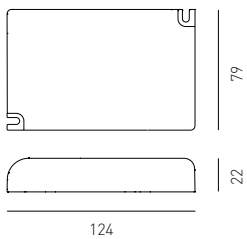
STANDARD

Code	W Max	Led 1 W	Input	Output	Weight	Certification
CEDLTC00101	12	1-9	110-240 V 50-60 Hz	350mA cost. 36 V	45 gr.	CE IP20  RoHS





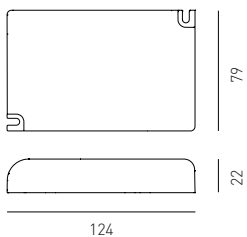
DIMMABLE 1-10V

Code	W Max	Led 1 W	Input	Output	Weight	Certification
CEDLTC00102	6	1-6	220-240 V 50-60 Hz	350mA cost. 24 V	60 gr.	CE IP20   RoHS





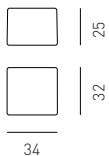
DIMMABLE 1-10V

Code	W Max	Led 1 W	Input	Output	Weight	Certification
CEDLTC00103	25	1-20	110-240 V 50-60 Hz	350mA cost. 74 Vmax	150 gr.	CE IP20   RoHS




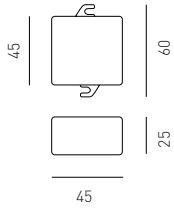
DIMMABLE DALI

Code	W Max	Led 1 W	Input	Output	Weight	Certification
CEDLTC00104	25	1-20	110-240 V 50-60 Hz	350mA cost. 74 Vmax	150 gr.	CE IP20   RoHS



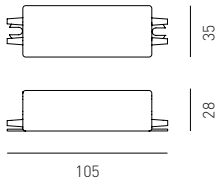
IP67

Code	W Max	Led 1 W	Input	Output	Weight	Certification
CEDLLG00300	1	1	100-240 V 50-60 Hz	350mA 2-6 V	52 gr.	CE IP67  RoHS



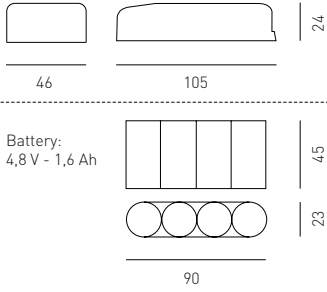
IP 67

Code	W Max	Led 1 W	Input	Output	Weight	Certification
CEDLLG00302	6	1-6	120-240 V 50-60 Hz	350mA 2-20 V	94 gr.	CE IP67 RoHS



IP 67

Code	W Max	Led 1 W	Input	Output	Weight	Certification
CEDLLG00303	12	1-12	120-240 V 50-60 Hz	350mA 2-35 V	181 gr.	CE IP67 RoHS



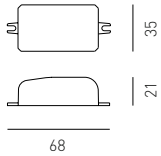
EMERGENCY

Code	W Max	Led 1 W	Input	Output	Weight	Certification
CEDLTC00105	4	1-4	Battery: 4,8 V - 1,6 Ah	350mA	82 gr. + battery 200 gr.	CE IP20 RoHS


ACCESSORI / ACCESSORIES

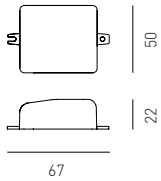
ALIMENTATORI / DRIVER

500 mA





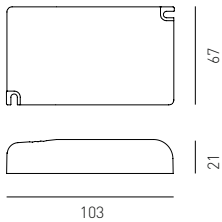
STANDARD

Code	W Max	Led 3 W	Input	Output	Weight	Certification
CEDLTC00106	6	1-2	100-240 V 50-60 Hz	500mA cost. 12 V	40 gr.	CE IP20  RoHS





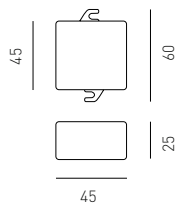
DIMMABLE 1-10V

Code	W Max	Led 3 W	Input	Output	Weight	Certification
CEDLTC00107	6	1-2	220-240 V 50-60 Hz	500mA cost. 12 V	60 gr.	CE IP20   RoHS




DIMMABLE DALI

Code	W Max	Led 3 W	Input	Output	Weight	Certification
CEDLTC00108	24	1-8	110-240 V 50-60 Hz	500mA cost. 47 Vmax	110 gr.	CE IP20   RoHS



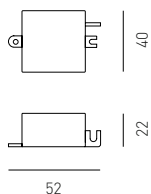
IP 67

Code	W Max	Led 3 W	Input	Output	Weight	Certification
CEDLLG00304	6	1-2	120-240 V 50-60 Hz	500mA 2-14 V	94 gr.	CE IP67  RoHS


ACCESSORI / ACCESSORIES

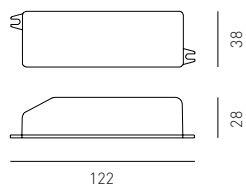
ALIMENTATORI / DRIVER

700 mA




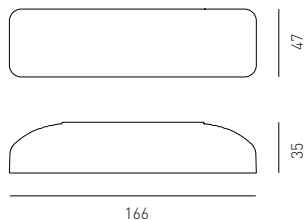
STANDARD

Code	W Max	Led 3 W	Led 6 W	Input	Output	Weight	Certification
CEDLTC00109	6	1-2	1	100-240 V 50-60 Hz	700mA cost. 12 V	35 gr.	CE IP20  RoHS




STANDARD

Code	W Max	Led 3 W	Led 6 W	Input	Output	Weight	Certification
CEDLTC00111	17	1-6	1-2	220-240 V 50-60 Hz	700mA cost. 27 V	106 gr.	CE IP20  RoHS





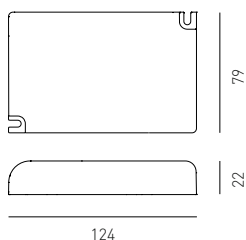
STANDARD

Code	W Max	Led 3 W	Led 6 W	Input	Output	Weight	Certification
CEDLTC00112	32	1-9	1-5	220-240 V 50-60 Hz	700mA cost. 46 Vmax	185 gr.	CE IP20  RoHS





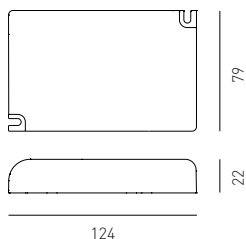
DIMMABLE 1-10V

Code	W Max	Led 3 W	Led 6 W	Input	Output	Weight	Certification
CEDLTC00113	20	1-6	1-3	110-240 V 50-60 Hz	700mA cost. 28 Vmax	80 gr.	CE IP20   RoHS





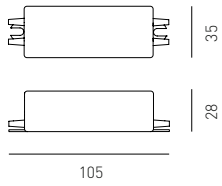
DIMMABLE 1-10V

Code	W Max	Led 3 W	Led 6 W	Input	Output	Weight	Certification
CEDLTC00103	50	1-16	1-8	110-240 V 50-60 Hz	700mA cost. 71 Vmax	150 gr.	CE IP20   RoHS




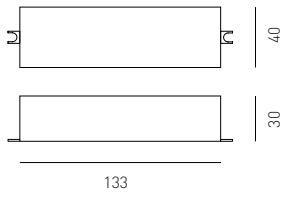
DIMMABLE DALI

Code	W Max	Led 3 W	Led 6 W	Input	Output	Weight	Certification
CEDLTC00104	50	1-16	1-8	110-240 V 50-60 Hz	700mA cost. 71 Vmax	150 gr.	CE IP20   RoHS




IP 67

Code	W Max	Led 3 W	Led 6 W	Input	Output	Weight	Certification
CEDLLG00307	12	1-4	1-2	120-240 V 50-60 Hz	700mA cost. 2-18 V	181 gr.	CE IP67  RoHS



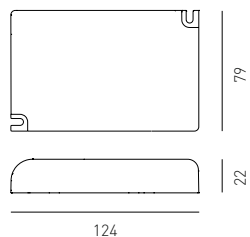
IP 67

Code	W Max	Led 3 W	Led 6 W	Input	Output	Weight	Certification
CEDLLG00308	36	1-12	1-6	220-240 V 50-60 Hz	700mA cost. 4-52 V	280 gr.	CE IP67  RoHS


ACCESSORI / ACCESSORIES

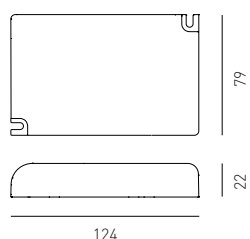
ALIMENTATORI / DRIVER

1000 mA




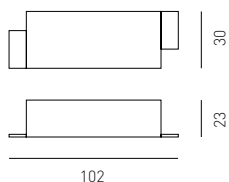
DIMMABLE 1-10V

Code	W Max	Led 13 W	Input	Output	Weight	Certification
CEDLTC00103	50	1-3	110-240 V 50-60 Hz	1050 mA 48 Vmax	150 gr.	CE IP20  RoHS




DIMMABLE DALI

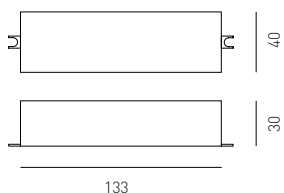
Code	W Max	Led 13 W	Input	Output	Weight	Certification
CEDLTC00104	50	1-3	110-240 V 50-60 Hz	1050 mA 48 Vmax	150 gr.	CE IP20  RoHS




IP 67

Code	W Max	Led 13 W	Input	Output	Weight	Certification
CEDLLG00309	12	1	110-240 V 50-60 Hz	1050 mA 2-12.5 Vmax	130 gr.	CE IP67  RoHS

compatibile anche con 1 x LANDINUS (Art. E75070XXXX) e 1 x STELLATUS 13W / 1000 mA (Art. E75080XXXX)
 also compatible with 1 x LANDINUS (Art. E75070XXXX) and 1 x STELLATUS 13W / 1000 mA (Art. E75080XXXX)



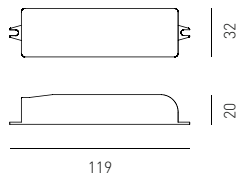
IP 67

Code	W Max	Led 13 W	Input	Output	Weight	Certification
CEDLLG00310	36	1-2	220-240 V 50-60 Hz	1050 mA 4-36 Vmax	280 gr.	CE IP67  RoHS

ACCESSORI / ACCESSORIES

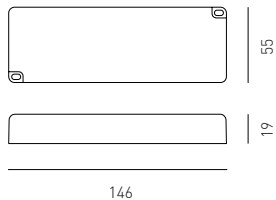
ALIMENTATORI / DRIVER

24V



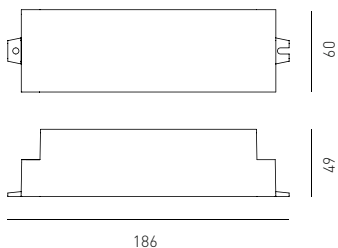
STANDARD

Code	W Max	Led 4 W	Led 9 W	Input	Output	Weight	Certification
CEDLTC00116	10	1-2	1	100-240 V 50-60 Hz	0,42 A max 24 Vcost.	60 gr.	CE IP20 RoHS




STANDARD

Code	W Max	Led 4 W	Led 9 W	Input	Output	Weight	Certification
CEDLTC00117	20	1-5	1-2	100-240 V 50-60 Hz	1,04 A max 24 Vcost.	130 gr.	CE IP20 RoHS



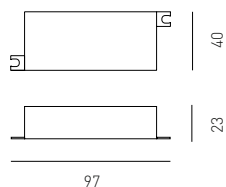
STANDARD

Code	W Max	Led 4 W	Led 9 W	Input	Output	Weight	Certification
CEDLTC00118	50	1-12	1-5	100-240 V 50-60 Hz	2 A max 24 Vcost.	290 gr.	CE IP00 RoHS




DIMMABLE 1-10 V

Code	W Max	Led 4 W	Led 9 W	Input	Output	Weight	Certification
CEDLTC00119	20	1-5	1-2	100-240 V 50-60 Hz	1,04 A max 24 Vcost.	130 gr.	CE IP20 RoHS



IP67

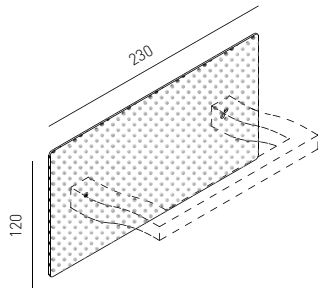
Code	W Max	Led 4 W	Led 9 W	Input	Output	Weight	Certification
CEDLLG00311	12	1-3	1	120-240 V 50-60 Hz	500 mA 24 V	154 gr.	CE IP67 RoHS



Code	W Max	Led 4 W	Led 9 W	Input	Output	Weight	Certification
CEDLLG00312	60	1-15	1-6	100-277 V 50-60 Hz	24 V	300 gr.	CE IP67 RoHS

ACCESSORI / ACCESSORIES

PER / FOR CYMA



Art. E004200000
(plate for CYMA wall lamp art. E1301006X4)

Piastra di adattamento rasabile per scatola elettrica per pareti in muratura - cartongesso.

Einstellbare Adapterplatte für den elektrischen Installationskasten für gemauerte Wände - Gipskarton.

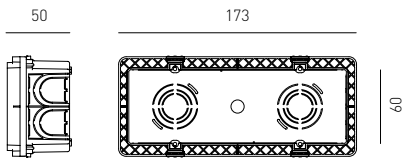
Placa de adaptación nivelable para caja eléctrica para paredes de mampostería - cartón yeso.

Переходная пластина с регулируемой толщиной для распределительной коробки для бетонных и кирпичных стен - гипсокартона.

Trimmable adapter plate for wiring box for masonry walls - plasterboard.

Plaque d'adaptation rasable pour boîtier électrique encastrable dans mur en maçonnerie - placoplâtre.

Placa de adaptação aparável para caixa elétrica para paredes de alvenaria - gesso acartonado.



Art. CPASE00001
(for CYMA plate art. E004200000)

Scatola elettrica per pareti in muratura.

Elektrischer Installationskasten für gemauerte Wände.

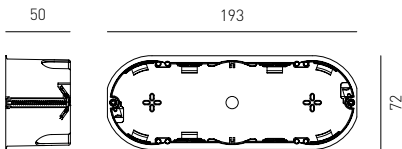
Caja eléctrica para paredes de mampostería.

Распределительная коробка для бетонных и кирпичных стен.

Wiring box for masonry walls.

Boîtier électrique encastrable dans mur en maçonnerie.

Caixa elétrica para paredes de alvenaria.



Art. CPASE00002
(for CYMA plate art. E004200000)

Scatola elettrica per pareti leggere (cartongesso).

Elektrischer Installationskasten für Leichtbauwände (Gipskarton).

Caja eléctrica para paredes ligeras (cartón yeso).

Распределительная коробка для стен из легких материалов (гипсокартона).

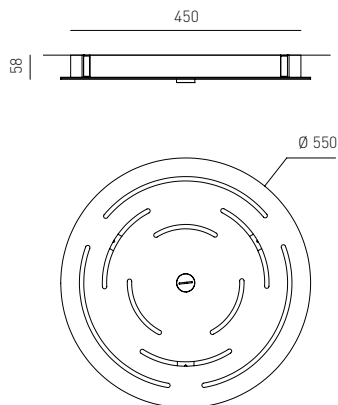
Wiring box for light (plasterboard) walls.

Boîtier électrique encastrable dans mur léger (placoplâtre).

Caixa elétrica para paredes leves (gesso acartonado).

ACCESSORI / ACCESSORIES

ROSONI / CANOPY



Rosone multiplo Virtus

Rosone per composizioni multiple da 6 a 12 sospensioni con copertura in metacrilato bianco (per sospensione Virtus - system compatibility 7). Driver 1-10 V incluso.

Vielfach-Baldachin Virtus

Baldachin für Mehrfachkombinationen von Hängeleuchten (von 6 bis 12) mit weißem Methacrylat verkleidet (für Virtus - system compatibility 7). 1-10 V Treiber inbegriffen.

Rosetón múltiple Virtus

Rosetón para composiciones múltiples de 6 a 12 suspensiones con cobertura en metacrilato negro (para suspensión Stilla - sistema de compatibilidad 7) o blanco (para suspensión Virus - sistema de compatibilidad 7). Driver 1-10 V incluido.

Комбинированная верхняя розетка для серии Virtus

Розетка для комбинации подвесов Virtus (от 6 до 12) с покрытием из белого метакрилата (для систем совместимости Virtus из 7 подвесов) Драйвер 1-10 В входит в комплект.

Multiple canopy Virtus

Canopy for multiple suspensions (from 6 to 12) with coverings in white methacrylate (for Virtus - system compatibility 7 suspension). 1-10 V driver included.

Rosace multiple Virtus

Rosace pour compositions multiples de 6 à 12 suspensions avec couverture en méthacrylate blanc (pour suspension Virtus - system compatibility 7). Driver 1-10 V inclus.

Virtus Multi-Base

Base para composições Múltiplas de 6 a 12 Pedentes em metacrilato branco (para o pendente Virtus - compatibilidade do sistema 7). Driver 1-10 V incluido.

Multipoint canopy and driver configuration

Art. E0040007001

(for 6 Virtus)

Multipoint canopy for 6 Virtus suspensions
- white 9016 finishing -
(1 x driver Art. CEDLTC00113 included)

CE IP20 RoHS

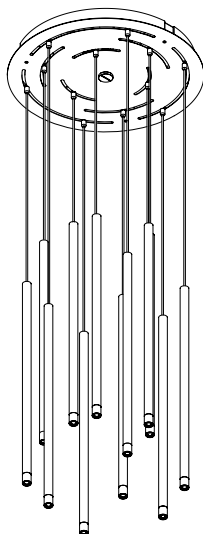
Art. E0040007002

(for 7-12 Virtus)

Multipoint canopy from 7 to 12 Virtus suspensions
- white 9016 finishing -
(1 x driver Art. CEDLTC00103 included)

CE IP20 RoHS

For driver details see page 173



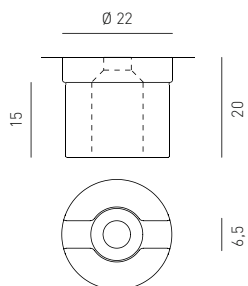
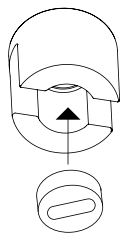
Example
for 12 Virtus suspensions:

Art. E0040007002

(multipoint canopy
for 7-12 Virtus)
+ 12 x Art. E2101707X5
(Virtus suspension
- system compatibility 7
- see page 94)
Driver dimmable 1-10 V
included

ACCESSORI / ACCESSORIES

ROSONI / CANOPY



Kit decentramento cavo elettrico
in policarbonato nero (per sospensione Stilla) o bianco (per sospensione Virtus).

Electric cable decentralization kit
in black polycarbonate (for Stilla suspension) or white polycarbonate (for Virtus suspension).

Art. E000700800
Nero per sospensione Stilla.

Black for Stilla suspension.

Art. E000700900
Bianco per sospensione Virtus.

White for Virtus suspension.

Dezentrierungsset, Elektrokabel
aus schwarzem Polykarbonat (für Stilla-Hängeleuchten) oder weiß (für Virtus-Hängeleuchten).

Kit décentrement fil électrique
en polycarbonate noir (pour suspension Stilla) ou blanc (pour suspension Virtus).

Schwarz für Stilla-Hängeleuchten.

Noir pour suspension Stilla.

Weiß für Virtus-Hängeleuchte.

Blanc pour suspension Virtus.

Kit descentramiento cable eléctrico
en policarbonato negro (para suspensiones Stilla) o blanco (para suspensiones Virtus).

Kit descentralização cabo elétrico
de policarbonato preto (para pendente Stilla) ou branco (para pendente Virtus).

Negro para suspensiones Stilla.

Preto para pendente Stilla.


Blanco para suspensiones Virtus.

Branco para pendente Virtus.

Набор для отвода электрического провода
из черного (для подвешенного светильника Stilla) или белого (для подвешенного светильника Virtus) поликарбоната.


Черный для подвешенного светильника Stilla.

Белый для подвешенного светильника Virtus.



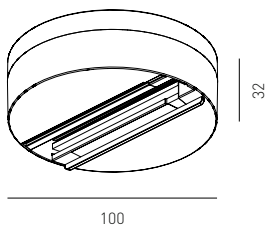
EXAMPLE
Art. E000700800

for Stilla suspension (system compatibility 1 & 4 - see page 90).



EXAMPLE
Art. E000700900

for Virtus suspension (system compatibility 1 & 4 - see page 94).



Art. CEF00001
Fix point Global Trac - bianco - white - weiß - blanc - blanco - branco - белый

Adattatore per rosone fisso Global Trac.

Adapter for fixed Global Trac canopy.

Art. CEF00002
Fix point Global Trac - nero - black - schwarz - noir - negro - preto - черный

Adapter für die fixe Global Trac-Rosette.

Adaptateur pour rosace fixe Global Trac.

For articles:
E2100604XX;
E2101607X5;
E2105604XX/XX;
E6105604XX;
E2115607X4;
E2116607X4;
E6526606XX;
E6528606XX.

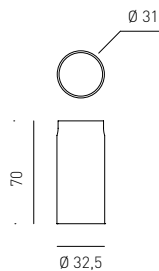
Adaptador para rosetón fijo Global Trac.

Adaptador para rosácea fixa Global Trac.

Переходник для неподвижной розетки Global Trac.

ACCESSORI / ACCESSORIES

CASSEFORME / OUTER CASING



Art. E002400000

Cassaforma per articolo 529 (PONTANUS).

Outer casing for article 529 (PONTANUS).

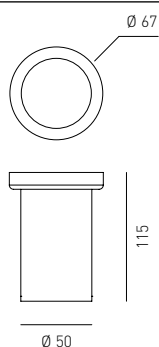
Gehäuse für Artikel 529 (PONTANUS).

Boîtier d'encastrement pour article 529 (PONTANUS).

Caixa para artigo 529 (PONTANUS).

Caja de empotrar para artículo 529 (PONTANUS).

Коробка для артикула 529 (PONTANUS).



Art. E002500000

Cassaforma per articolo 531 (PLETON 40).

Outer casing for article 531 (PLETON 40).

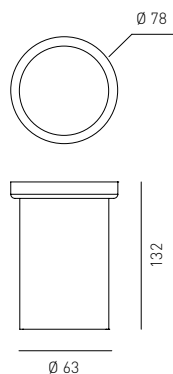
Gehäuse für Artikel 531 (PLETON 40).

Boîtier d'encastrement pour article 531 (PLETON 40).

Caixa para artigo 531 (PLETON 40).

Caja de empotrar para artículo 531 (PLETON 40).

Коробка для артикула 531 (PLETON 40).



Art. E002600000

Cassaforma per articolo 532 (PLETON 20).

Outer casing for article 532 (PLETON 20).

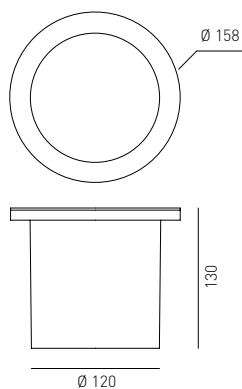
Gehäuse für Artikel 532 (PLETON 20).

Boîtier d'encastrement pour article 532 (PLETON 20).

Caixa para artigo 532 (PLETON 20).

Caja de empotrar para artículo 532 (PLETON 20).

Коробка для артикула 532 (PLETON 20).



Art. E002700000

Cassaforma per articolo 533 (POGGIO).

Outer casing for article 533 (POGGIO).

Gehäuse für Artikel 533 (POGGIO).

Boîtier d'encastrement pour article 533 (POGGIO).

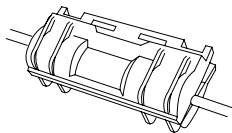
Caixa para artigo 533 (POGGIO).

Caja de empotrar para artículo 533 (POGGIO).

Коробка для артикула 533 (POGGIO).

ACCESSORI / ACCESSORIES

CABLAGGI / WIRING



86x46x28 mm

Art. CECS00001

Componente per
connessione stagna
IP67 con gel polimerico.

Component for IP67
waterproof connection
with polymer gel.

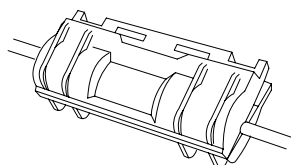
Komponente für
den wasserdichten
Anschluss nach IP67
mit Polymergel.

Composante pour
branchement étanche
IP67 avec gel polymère.

Componente para
conexión estanco
IP67 con gel polimérico.

Componente para
conexión estanco IP67
con gel polimérico.

Компонент для
одонепроницаемого
подключения IP67
с использованием
полимерного геля.



145x51x30 mm

Art. CECS00002

Componente per
connessione stagna IP67
con gel polimerico.

Component for IP67
waterproof connection
with polymer gel.

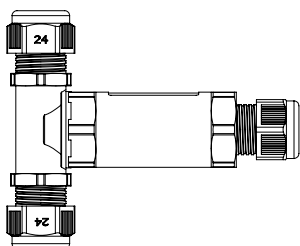
Komponente für den
wasserdichten Anschluss
nach IP67 mit Polymergel.

Composante pour
branchement étanche
IP67 avec gel polymère.

Componente para
conexión estanco IP67
con gel polimérico.

Componente para
conexión estanco IP67
con gel polimérico.

Компонент для
одонепроницаемого
подключения IP67
с использованием
полимерного геля.



116x90x27 mm

Art. CECS00003

Componente per
connessione stagna IP68
inclinazione 90°.

Component for IP68
waterproof connection
with 90° slope.

Komponente für den
IP68 dichten Anschluss
Neigungswinkel 90°.

Composante pour
connexion étanche IP68
inclinaison 90°.

Componente para
conexión estanca IP68
inclinación 90°.

Componente para conexão
hermética IP68 inclinação
90°.

Компонент для
одонепроницаемого
подключения IP68 с
наклоном 90°.

LEGEND

LEGENDA LEGENDE LÉGENDE LEYENDA
LEGENDA УСЛОВНЫЕ ОБОЗНАЧЕНИЯ



I nostri prodotti sono tutti sottoposti alle prove di sicurezza elettrica e conformi alle Direttive Comunitarie Europee EN60598-1, LVD 2006/95/EC, EMC 2004/108/EC (ove previsto).

All our products undergo electric safety tests and comply with ECC Directive EN60598-1, LVD 2006/95/EC, EMC 2004/108/EC (where provided).

Entsprechend den Europäischen Normen EN60598-1, LVD 2006/95/EC, EMC 2004/108/EC (sofern vorgesehen), werden alle Produkte den elektrischen Sicherheitsprüfungen unterzogen.

Tous nos produits sont soumis aux tests de sécurité, et sont conformes aux Directives CEE EN60598-1, LVD 2006/95/EC, EMC 2004/108/EC (le cas échéant).

Todos nuestros productos han sido sometidos a las pruebas de seguridad eléctrica y son conformes con las directivas comunitarias europeas EN60598-1, LVD 2006/95/EC, EMC 2004/108/EC (en los casos previstos).

Os nossos produtos são todos submetidos aos testes de segurança elétrica e conformes às Diretivas Comunitárias Europeias EN60598-1, LVD 2006/95/EC, EMC 2004/108/EC (se previsto).

Все наши изделия проходят испытания на электрическую безопасность и соответствуют директивам Европейского Сообщества EN60598-1, LVD 2006/95/EC, EMC 2004/108/EC (в случаях, когда это предусмотрено).



Prodotto conforme alle norme di sicurezza europee certificato Intertek.

Product in conformity with Intertek certificate for European safety standards.

Das Produkt entspricht den europäischen Sicherheitsrichtlinien, Intertek-Zertifizierung.

Produit conforme aux normes de sécurité européennes certifié Intertek.

El producto cumple con las normas de seguridad europeas, certificado Intertek.

Produzido de conformidade com as normas de segurança europeias certificado Intertek

Изделие соответствует европейским стандартам безопасности и имеет сертификат Intertek.



Apparecchio con tecnologia LED
Device with LED technology
Gerät mit LED-Technologie
Dispositif à technologie LED
Aparato con tecnología LED
Aparelho com tecnologia LED
Прибор со светодиодной технологией



Driver incluso nel prodotto
Power supply unit included
Treiber im Produkt inbegriffen
Driver inclus dans le produit
Driver incluido en el producto
Unidade de abastecimento de potência incluída no produto
Блок питания включен в комплект



DIMMER
Predisposto con variatore di luce
With dimmer
Mit Dimmer
Avec dimmer
Con dimmer
Predisposto com variador de luz
Предусмотрено с диммер



Dimmerabile solo con driver dedicato
Dimmable only with dedicated power supply unit
Nur mit dem vorgesehenen Treiber dimmbar
Dimmerable uniquement avec driver spécifique
Regulable sólo con driver específico
Atenuável somente com unidade de abastecimento de potência dedicada
Регулировка яркости возможна только со специальным блоком питания



Prodotto da interni
Indoor product
Produkt für den Innenbereich
Produit d'intérieur
Producto para interiores
Produto para interiores
Изделие для внутренней установки



Prodotto da esterni con grado di protezione IPXY elevato
Outdoor products with high IPXY protection
Produkt für den Außenbereich mit hohem IPXY-Schutzgrad
Produit pour l'extérieur au niveau de protection IPXY élevé
Producto para exteriores grado de protección IPXY elevado
Produto para exteriores com grau de proteção IPXY elevado
Изделие наружной установки с высокой степенью защиты IPXY

IPXY

Grado di protezione contro corpi solidi X – e contro i liquidi Y
Protection rating against solid bodies X – against liquids Y
Schutzgrad X gegen feste Körper – Schutzgrad Y gegen Flüssigkeiten
Niveau de protection contre corps solides X – et contre les liquides Y
Grado de protección contra cuerpos sólidos X – y contra los líquidos Y
Grau de proteção contra corpos sólidos X – e contra os líquidos Y
Степень защиты от проникновения твердых тел X и жидкостей Y



Peso lordo in Kg del prodotto
Gross Kg weight of the product
Bruttogewicht des Produkts in kg
Poids brut en Kg du produit
Peso bruto en Kg del producto
Peso bruto do produto em Kg
Полная масса изделия в кг



Apparecchio calpestabile
Walk over device
Gerät ist begehbar
Appareil piétinable
Aparato pisable a pie
Aparelho que pode ser pisado
Прибор, пригодный для хождения



Apparecchio carrabile a kg...
Device can withstand weights up to kg...
Gerät kann mit ... kg befahren werden
Appareil carrossable à kg ...
Aparato transitável hasta ... kg
Aparelho carroçável com kg...
Прибор может выдерживать вес до ... кг



Luce ruotabile
Rotable light
Licht drehbar
Lumière pivotante
Luz giratoria
Luz rotativa
Поворачиваемый свет



Dimensioni foro per l'incasso
Recessed hole dimension
Maße des Einbauausschnitts
Dimensions trous pour l'encastrement
Tamaño orificio para el empotrado
Medidas furo para o encaixe
Размер отверстия для встраивания



CLASSE 1
Solo isolamento fondamentale; le parti conduttrici accessibili sono collegate ad un conduttore di terra. Messa a terra obbligatoria.
Basic insulation, accessible conductors are earthed. Earthing is compulsory.
Grundisolation: berührbare Metallteile mit Anschlussstelle für Schutzleiter verbunden. Netzschutzleiter: vorgeschrieben.
Isolation de base: les parties conductrices accessibles sont mises à terre. Mise à terre obligatoire.
Solo aislamiento fundamental; las partes conductoras accesibles están conectadas a un conductor de tierra. Puesta a tierra obligatoria.
Somente isolamento fundamental; as partes condutoras acessíveis são conectadas em um condutor de terra. Aterramento obrigatório.
"Изоляция только базовая. Доступные проводниковые части подсоединены к заземлителю. Заземление обязательно.



CLASSE 2
Sistema a doppio isolamento; messa a terra esclusa.
Double insulation. Earthing: excluded.
Doppelte Isolierung. Netzschutzleiter: nicht erlaubt.
Double isolation. Mise à terre: exclue.
Sistema de doble aislamiento; puesta a tierra no incluida.
Sistema com isolamento duplo; aterramento excluído.
Система двойной изоляции. Заземление исключено.



CLASSE 3

Apparecchio in cui la protezione contro la scossa elettrica si basa sulla alimentazione a bassissima tensione di sicurezza.

Appliance in which protection against electrical shock is guaranteed by the extremely low-voltage power supply.

Zum Schutz vor elektrischen Schlägen mit Niedervolt gespeistes Gerät.

Appareil avec protection contre les décharges électriques basée sur l'alimentation à une tension de sécurité très basse.

Aparato en el cual la protección contra la descarga eléctrica se debe a la alimentación a muy baja tensión.

Aparelho no qual a proteção contra choque elétrico baseia-se na alimentação com baixíssima tensão de segurança.

Прибор, в котором защита от удара током основана на питании от очень низкого напряжения.

RoHS

Apparecchio conforme alla normativa RoHS 2002/95/CE (Restriction of Hazardous Substances Directive)

Device conforms to the RoHS 2002/95/CE (Restriction of Hazardous Substances Directive)

Das Gerät entspricht der Norm RoHS 2002/95/CE (Restriction of Hazardous Substances Directive)

Appareil conforme à la réglementation RoHS 2002/95/CE (Restriction of Hazardous Substances Directive)

El aparato cumple con la normativa RoHS 2002/95/CE (Restriction of Hazardous Substances Directive)

Aparelho conforme à norma RoHS 2002/95/CE (Restriction of Hazardous Substances Directive)

Прибор соответствует требованиям RoHS 2002/95/ЕС (Директива об ограничении опасных веществ)

ADA

Prodotto conforme alla normativa USA A.D.A. (protruding objects).

Product conforms to the USA A.D.A. standards (protruding objects).

Das Produkt entspricht der US-Norm USA A.D.A. (protruding objects)

Produit conforme à la norme USA A.D.A. (protruding objects).




Producto conforme con la normativa USA A.D.A. (protruding objects).





Produto conforme à norma USA A.D.A. (protruding objects).

Изделие соответствует требованиям стандарта США A.D.A. (выступающие объекты).

LEGEND

LEGENDA LEGENDE LÉGENDE LEYENDA
LEGENDA УСЛОВНЫЕ ОБОЗНАЧЕНИЯ

			
Tipologia	1 Lampada LED a parete	2 Sospensione a LED	3 Lampada LED a soffitto
Type	LED wall light	LED suspended light	LED ceiling luminaire
Typ	LED-Wandleuchte	LED-Hängeleuchte	LED-Deckenleuchte
Typologie	Applique LED	Suspension LED	Plafonnier LED
Tipología	Lámpara LED de pared	Suspensión de LED	Lámpara LED de techo
Tipo	Luminária LED de parede	Pendente com LED	Luminária LED de teto
ТИП	настенный светодиодный светильник	подвесной светодиодный светильник	потолочный светодиодный светильник

				
Variante	0 Versione standard	1 Variante singola	2 Variante decentrata 1 luce	4 Variante ad incasso
System compatibility description	Standard version	Monopoint canopy version	Decentralized version 1 light	Recessed version
Variantenbeschreibung	Standardvariante	Einzelvariante	Dezentrierte Variante mit 1 Lichtquelle	Einbauvariante
Variante description	Version standard	Variante individuelle	Variante décentrée 1 lumière	Variante encastrable
Variante descripción	Variante estándar	Variante individual	Variante descentrada 1 luz	Variante empotrable
Versão descrição	Versão padrão	Versão simples	Versão descentralizada 1 luz	Versão de encaixe
описание варианта	стандартная версия	одинарный вариант	смещенный вариант с 1 лампой	встраиваемый вариант

					
Finitura	00 Finitura non dichiarata	01 finitura cromo	02 finitura argento anodizzato	03 finitura acciaio INOX AISI316 satinato	04 finitura verniciato nero opaco
Finish	Finishing not declared	chrome finish	silver anodized finish	AISI316 satin finish	painted black matt finish
Ausführung	Farbe nicht definiert	Verchromte Ausführung	Ausführung mit eloxiertem Silber	Ausführung in satiniertem INOX AISI316-Stahl	Mattschwarz lackierte Ausführung
Finition	Finition non déclarée	finition chrome	finition argent anodisé	finition acier INOX AISI316 satiné	finition verni noir opaque
Acabado	Acabado no declarado	acabado cromo	acabado plata anodizado	acabado acero inoxidable AISI316 satinado	acabado pintado negro mate
Acabamento	Acabamento não declarada	acabamento cromo	acabamento prata anodizada	acabamento aço INOX AISI316 acetinado	acabamento pintado preto fosco
Отделка	оотделка не сообщена	отделка хром	отделка анодированное серебро	отделка сатинированная сталь INOX AISI316	отделка окраской черной матовой краской



5
Lampada da tavolo LED

LED table lamp

LED-Tischleuchte

Lampe de table LED

Lámpara LED de mesa

Luminária de mesa LED

настольный светодиодный
светильник



6
Proiettore LED

LED spotlight

LED-Projektor

Projecteur LED

Projector LED

Spot LED

светодиодный прожектор



7
Incasso tecnico LED

LED recessed downlight

LED-Leuchte mit
technischen Einbau

Encastrement technique LED

LED empotrable técnico

Encaixe técnico LED

технический встраиваемый
светодиодный светильник



8
Incasso decorativo LED

LED recessed luminaire

LED-Leuchte mit
dekorativem Einbau

Encastrement décoratif LED

LED empotrable decorativo

Encaixo decorativo LED

декоративный
встраиваемый
светодиодный светильник



9
Incasso calpestabile LED

LED in-ground luminaire

LED-Leuchte mit
begehbarem Einbau

Encastrement piétable LED

LED empotrable transitable
a pie

Encaixe de chão LED

встраиваемый
светодиодный светильник,
пригодный для хождения



6*
Variante per binario 220 V

220 V track version

Variante für Schienen

Variante pour rail 220 V

Variante para vía 220 V

Versão para trilho 220 V

вариант для установки на
рельс 220 В



7
Variante per rosone multipla

Multipoint canopy version

Variante für
Mehrfachrosetten

Variante pour rosace multiple

Variante para rosetón
múltiple

Versão para rosácea múltipla

вариант для розетки на
несколько светильников



8
Variante monoemissione

Monoemittig version

Einzelstrahlvariante

Variante mono-émission

Variante monoemisión

Versão mono-emissão

однонаправленный вариант



9
Variante biemissione

Biemittig version

Doppelstrahlvariante

Variante bi-émission

Variante biemisión

Versão bi-emissão

двунаправленный вариант

L'adattatore GA69
è compatibile con i binari:

The GA69 adapter is
compatible with tracks from:

Der Adapter GA69 ist
kompatibel mit den
Schienensystemen:

L'adaptateur GA69 est
compatible avec les rails:

El adaptador GA69 es
compatible con las guías:

O adaptador GA69 é
compatível com os binários:

Адаптер GA69 совместим
с шинопроводами:

Global Trac, Erco, I-Guzzini,
Eutrac, Hoffmeister, Nuco
and Concord Lytespan 3.



05
finitura verniciato grigio RAL
9007 raggrinzato

painted grey RAL 9007
wrinkled finish

RAL-9007 grau lackierte
gefältelte Ausführung

finition verni gris RAL 9007
plissé

acabado pintado gris RAL
9007 rugoso

acabamento pintado cinza
RAL 9007 enrugado

отделка фактурная окраской
серой краской RAL 9007



06
finitura verniciato bianco RAL
9016 raggrinzato

painted white RAL 9016
wrinkled finish

RAL-9016 weiß lackierte
gefältelte Ausführung

finition verni blanc RAL 9016
plissé

acabado pintado blanco RAL
9016 rugoso

acabamento pintado branco
RAL 9016 enrugado

отделка фактурная окраской
белой краской RAL 9016



07
finitura verniciato bianco RAL
9016 opaco

painted white RAL 9016 matt
finish

RAL-9016 mattweiß lackierte
gefältelte Ausführung

finition verni blanc RAL 9016
opaque

acabado pintado blanco RAL
9016 mate

acabamento pintado branco
RAL 9016 fosco

отделка фактурная окраской
белой краской RAL 9016



08
nero opaco

matt black

mattschwarz

noir opaque

negro mate

preto fosco

черная матовая



09
bianco opaco

matt white

mattweiß

blanc opaque



blanco mate

branco fosco

белая матовая

LEGEND

LEGENDA LEGENDE LÉGENDE LEYENDA
 LEGENDA УСЛОВНЫЕ ОБОЗНАЧЕНИЯ

	0	 3000K	 4000K
Temperatura Colore LED	senza led	1 luce calda	3 luce naturale
LED Colour Temperature	no led	warm light temperature	natural light temperature
Temperatur Farbiges LEDs	ohne Led	warmes Licht	natürliches Licht
Température Couleur LED	sans led	lumière chaude	lumière naturelle
Temperatura Color LED	sin led	luz cálida	luz natural
Temperatura Cor LED	sem led	luz quente	luz natural
Температура Света Светодиодов	без светодиодов	теплый свет	естественный свет

	0	 1 XX°	 2 XX°	 3 XX°	 4
Fascio Luminoso	senza lente	1 Fascio stretto	2 fascio medio	3 fascio largo	4 fascio diffuso
Beam Options	no lens	narrow beam	medium beam	large beam	diffused beam
Lichtstrahl	ohne Linse	schmalere Strahl	mittlerer Strahl	breiter Strahl	diffuser Strahl
Faisceau Lumineux	sans verre	faisceau étroit	faisceau moyen	faisceau large	faisceau diffus
Haz Luminoso	sin lente	haz estrecho	haz medio	haz ancho	haz difuso
Feixe Luminoso	sem lente	feixe estreito	feixe médio	feixe largo	feixe difuso
Полоса Света	без линзы	узкая полоса	средняя полоса	широкая полоса	рассеянная полоса



5

fascio regolabile

adjustable beam

einstellbarer Strahl

faisceau réglable

haz regulable

feixe regulável

регулируемая полоса



6

fascio combinato
largo+stretto

large+narrow
combined beam

kombinierter Strahl
breit+schmal

faisceau combiné large+étroit

haz combinado
ancho+estrecho

feixe combinado
largo+estrito

комбинированная
широкая+узкая полоса

Axo Light si riserva il diritto di apportare ai modelli, senza alcun preavviso, qualsiasi modifica ritenesse opportuna. Axo Light non risponde per eventuali danni a persone o cose causati da una non corretta installazione dei propri apparecchi d'illuminazione. I dati riportati sono puramente indicativi; è possibile che siano riportati degli errori di stampa.

Axo Light reserves itself the right to introduce any changes to its own models, without prior notice. Axo Light is not liable for injuries or damage due to the incorrect installation of its fixtures. The details given here are intended purely as guidance as errors may have occurred during the printing process.

Axo Light behält sich das Recht vor, jederzeit und ohne Voranmeldung, Änderungen der Kollektion vorzunehmen, ohne jedoch die charakteristischen Eigenschaften der Artikel zu ändern. Axo Light ist nicht verantwortlich für eventuelle Personen- oder Sachschäden, verursacht durch unsachgemäße Installation der Produkte. Aufgrund möglicher Druckfehler, sind die angegebenen Daten lediglich als Richtwerte zu verstehen.

Axo Light se réserve le droit de modifier ses collections à tous moments et sans préavis, dans le respect des caractéristiques de base du produit. Axo Light ne répond pas aux éventuels dommages à personnes ou choses causés par une mauvaise installation de ses appareils d'éclairage. Les coordonnées mentionnées sont purement indicatives; il est possible que des erreurs d'impression y figurent.

Axo Light se reserva el derecho de aportar a los propios modelos, sin ningún preaviso, cualquier modificación que se considere oportuna. Axo Light no responde por los eventuales daños causados a personas o cosas provocados por una incorrecta instalación de los propios aparatos de iluminación. Los datos que aparecen son puramente indicativos; es posible que contengan errores de impresión.

Axo Light reserva-se o direito de efetuar nos modelos, sem nenhum pré-aviso, qualquer modificação que considerar oportuna. Axo Light não responde por eventuais danos a pessoas ou coisas causados por uma instalação incorreta dos próprios aparelhos de iluminação. Os dados reproduzidos são meramente indicativos; é possível que estejam indicados erros de impressão.

Axo Light оставляет за собой право вносить модификации моделей без предупреждения, в случае необходимости. Axo Light не несёт ответственности за ущерб людям или вещам, вызванный некорректной установкой осветительных приборов. Приведенные данные носят иллюстративный характер; возможны опечатки.

**EEL compatibility
Energy Efficiency Label
compatibility
EU 874/2012**

Gli apparecchi della linea Mind LED sono muniti di lampade LED integrate di classe A, A+, A++ non sostituibili.

The Mind LED luminaires contains built in LED lamps A, A+, A++, that cannot be changed.

Die Mind LED Artikel eingebaute LED-lampen A, A+, A++, nicht ausgetauscht werden.

Les appareils d'éclairage Mind LED comportent des lampes a LED integrees A, A+, A++, qui ne peuvent pas etre changees.

Las luminarias Mind LED llevan lamparas LED incorporadas A, A+, A++, non recambiables.

Os aparelhos Mind LED incorporan lampadas LED A, A+, A++ e nao podem ser substituidas.

Светильники из коллекции Mind Led содержат встроенные светодиодные лампы A, A+, A++, которые нельзя поменять

**Misure dei disegni in mm
Measures of the drawings in mm
Maße der Zeichnungen in mm
Dimensions des dessins en mm
Tamaño de los dibujos en mm
Medidas dos desenhos em mm
размеры на рисунках в мм**

Le schede tecniche dei prodotti Axo Light sono scaricabili direttamente dal nostro sito:
www.axolight.it

Axo Light technical sheets can be downloaded directly from our website:
www.axolight.it

Die Axo Light Produktdatenblätter können direkt von unserer Website heruntergeladen werden:
www.axolight.it

Les fiches techniques des produits Axo Light peuvent être téléchargés directement de notre site:
www.axolight.it

Las fichas técnicas de los productos Axo Light se pueden descargar directamente de nuestro sitio web:
www.axolight.it

As fichas técnicas dos produtos Axo Light podem ser baixadas diretamente do nosso site:
www.axolight.it

Технические характеристики изделий фирмы Axo Light возможно скачать с нашего сайта:
www.axolight.it



AXO LIGHT SRL

via Moglianese 44
30037 Scorzè
Venezia, Italy
t +39 041 5845193
f +39 041 5845060
axolight@axolight.it
www.axolight.it

AXO LIGHT USA INC.

22 Shelter Rock Lane STE# 104
Danbury, CT, 06810 USA
t +1 (203) 730 0452
f +1 (203) 730 0460
info@axolightusa.com
www.axolightusa.com

AXO LIGHT ASIA LIMITED

RM305-306, Office Building
No.2 Tiantaiyi Road
Science Town, Luogang District
510663 Guangzhou - PRC
t +86 20 38316571
f +86 20 38251165
axo.asia@axolight.asia
www.axolight.it